




JAMAICA SOCIAL INVESTMENT FUND
INVESTING FOR COMMUNITY DEVELOPMENT



9th Annual
Report 2004-2005

Mission Statement

The Jamaica Social Investment Fund (JSIF) will mobilise resources and channel these to community-based socio-economic infrastructure and social services projects. Through a national partnership between central and local government, communities and private and public organisations, the JSIF will address the immediate demands of communities in a manner that is quick, efficient, effective, transparent and non-partisan.

In fulfilling its mandate, the JSIF will facilitate the empowerment of communities and assist in building national capacity to effectively implement community-based programmes aimed at social development.



List of Acronyms

BNTF	•Basic Needs Trust Fund
CBC	•Community Based Contracting
CBO	•Community Based Organisation
CDB	•Caribbean Development Bank
CDD	•Community Driven Development
CDO	•Community Development Officer
CIDA	•Canadian International Development Agency
CPTED	•Crime Prevention Through Environmental Design
CWO	•Community Water Organisation
DCFS	•Department of Co-Operatives & Friendly Societies
DFID	•Department For International Development
EU	•European Union
GOJ	•Government of Jamaica
GON	•Government of the Netherlands
IBRD	•International Bank for Reconstruction and Development (World Bank)
ICBSP	•Inner City Basic Services for the Poor
ICS	•Integrated Community Space
IDB	•Inter-American Development Bank
JSLC	•Jamaica Survey of Living Conditions
JSIF	•Jamaica Social Investment Fund
KMA	•Kingston Metropolitan Area
KSA	•Kingston & St. Andrew
MOU	•Memorandum of Understanding
NCDP	•National Community Development Project
NGO	•Non-Governmental Organisation
NPEP	•National Poverty Eradication Programme
ONR	•Office of National Reconstruction
OPEC	•Organisation of Petroleum Exporting Countries
OS	•Organisational Strengthening
PHRD	•Japanese Policy and Human Resources Development
PIOJ	•Planning Institute of Jamaica
PMC	•Project Management Committee
PRP	•Poverty Reduction Programme
SDC	•Social Development Commission
SS	• Social Services
STATIN	•Statistical Institute of Jamaica
UNDP	•United Nations Development Programme
WASH	•Water, Sanitation & Hygiene
WB	•World Bank

Table of Contents

Notice of Annual General Meeting	4
Board of Directors	5
Corporate Data	6
Chairman's Statement	7
Managing Director's Report	12
Jamaica Social Investment Fund Financing	21
Project Information	24
Director's Report	68
Auditor's Report	69
Financial Statements	
Balance Sheet	70
Notes to the Financial Statements	72

Notice of Annual General Meeting

NOTICE IS HEREBY GIVEN THAT the Ninth Annual General Meeting of **JAMAICA SOCIAL INVESTMENT FUND** will be held at the Jamaica Pegasus Hotel, 81 Knutsford Boulevard, Kingston 5 on Wednesday October 5, 2005 at 2:00 p.m. for the following purposes:

Resolution 1

To receive the Accounts for the period ended 31st March, 2005 and the reports of the Directors and Auditors thereon.

Resolution 2

To fix the remuneration of the Auditors or to determine the manner in which such remuneration is to be fixed.

To consider and (if thought fit) pass the following Resolution:-

“That the Directors be and they are hereby authorized to fix the remuneration of the Auditors at a figure to be agreed with them”

Resolution 3

To elect Directors:

In accordance with Articles 100 and 103 of the Company's Articles of Association, the Directors retiring by rotation are Dr. Wesley Hughes, Mr. Donovan Perkins and Ms. Grace Jackson, all of whom being eligible offer themselves for re-election.

4. To consider any other business that may be conducted at an Annual General Meeting.

By Order of the Board

Dated this 30th day of August 2005



Howard N. Malcolm
Secretary

Board of Directors



Wesley Hughes, PhD (Econ)

Chairman, JSIF
Director General
Planning Institute of Jamaica
10-16 Grenada Way
Kingston 5



Scarlette Gillings, MA

Managing Director
Jamaica Social Investment Fund
1C-1F Pawsey Road,
Kingston 5



Eleanor Jones, MA

Managing Director
Environmental Solutions Ltd.
20 West Kings House Road.
Kingston 10



Marcia Edwards, MA

Resettlement Officer
Urban & Regional Planning
ALCAN
Kikvine Works
Kirkvine



Rose Henry, CD, MBA

Deputy Financial Secretary (Budget)
Ministry of Finance
30 National Heroes Circle
Kingston 4



Donovan Perkins, MBA

Managing Director
Pan Caribbean Merchant Bank Ltd.
60 Knutsford Boulevard
Kingston 5



Anne Marie Bonner, MSc

Senior Director
Policy Supply Unit
Office of the Prime Minister
1 Devon Road
Kingston 5



Grace Jackson, MA

Manager
Student Services for Sport
University of the West Indies, Mona



Ivan Anderson, MBA

Chief Executive Officer
National Works Agency
140 Maxfield Avenue
Kingston 10



Beverly Lawrence, MSc

Director
Projects & Technical Services
Ministry of Education
National Heroes Circle
Kingston



Selena Tapper, BA

NGO Representative
Consultant

Corporate Data

ATTORNEYS-AT-LAW

Phillips, Malcolm, Facey, Burke & Morgan
2A Ruthven Road
Building 1, 2nd Floor
Kingston 10
Telephone: (876) 920-1357/1393
Facsimile: (876) 926-6147
Website: www.ruthvenlaw.com

COMPANY SECRETARY

Howard N. Malcolm
2A Ruthven Road
Building 1, 2nd Floor
Kingston 10

BANKERS

Bank of Nova Scotia Jamaica Ltd.
2 Knustford Blvd
Kingston 5

National Commercial Bank Jamaica Ltd.
(Private Banking Sector)
The Atrium
32 Trafalgar Road
Kingston 10

AUDITORS

Deloitte & Touche
Chartered Accountants
7 West Avenue
Kingston Gardens
P.O. Box 13
Kingston 4

Board Committees

Finance & Audit Committee

Donovan Perkins – Chair
Rose Henry
*Terry Hall (consultant)

Projects Committee

Marcia Edwards – Chair
Ann-Marie Bonner
Grace Jackson
Beverly Lawrence
Selena Tapper
*Garth Jackson
(National Water Commission)
*Andrea Dempster
(Grace Kennedy & Company Limited)
*Clare Bernard
(Planning Institute of Jamaica)

Procurement & Contracts Committee

Eleanor Jones – Chair
Anne-Marie Bonner
Ivan Anderson
*Rolda Grey
(Ministry of Finance & Planning)
* Non JSIF Board members

NATIONAL CONTRACTS COMMISSION SECTOR COMMITTEE

Eleanor Jones – Chair (Environmental Solutions Limited)
Anne-Marie Bonner (Office of the Prime Minister)
Ivan Anderson (National Works Agency)
Rolda Grey (Ministry of Finance & Planning)
Sonia Vaughan (Ministry of Finance & Planning)
Joseph HeHolt (Contractor General's Office)
Faith Graham (Jamaica Social Investment Fund)

MANAGEMENT

Scarlette Gillings • Managing Director
Faith Graham • Finance & Administration Manager
Omar Sweeney • Operations Manager
G. Antonio Blake • Management Information Systems Manager
Grace-Ann Miller • Human Resource Manager
Carol Perry • Internal Auditor
Gangolf Schmidt • Technical Advisor

REGISTERED OFFICE

1C-1F Pawsey Road
Kingston 5, Jamaica, W.I.
Tel: (867) 926-6238 / 968-4545 / 906-2869,
Toll Free 1-888-991-2356 / 7, Fax (867) 926-3414

E-mail: info@jsif.org • Website: www.jsif.org



Wesley Hughes, PhD (Econ)

Chairman's Statement

Poverty is a complex problem that requires a broad-based and multi-pronged approach to address the root causes. The Government of Jamaica, in its effort to improve the quality of life of the Jamaican people and ensuring social stability, has recognized the need to address this social malady and has therefore placed the eradication of poverty as a top priority on the national agenda.

The establishment of the National Poverty Eradication Programme (NPEP) in 1995 is an outgrowth of the Government's commitment to making Jamaica safe, secure and prosperous. The NPEP aims to provide the proper physical and social infrastructure which is needed to promote sustainable development. The National Poverty Eradication Programme built on the principles of partnership, community participation and sustainability seeks to empower people and communities to live quality lives.

The Jamaica Social Investment Fund

The Jamaica Social Investment Fund was established in 1996 as a poverty alleviation and eradication project aimed at improving social capacity and empowering underserved communities throughout

Jamaica. The Fund firmly believes in fostering social capital through a participatory approach that utilizes a demand-driven process. Therefore in the JSIF project process, communities are empowered to take the lead role in deciding on which project is a priority. Each community then works together towards a common goal. Over the years we have found that when this strategy is employed, communities become empowered to take ownership of their projects. They are also encouraged to participate fully in the implementation process.



JSIF Board Members prior to the start of the 100th Board Meeting held March 16, 2005: L-R: Director, Ms. Selena Tapper; Managing Director Mrs. Scarlette Gillings; Director, Ivan Anderson; Chairman, Dr. Wesley Hughes; Director, Mrs. Eleanor Jones; and Director, Ms. Rose Henry.

Originally, the Jamaica Social Investment Fund was created with a projected lifespan of 4 years. We have surpassed our original targets and are now in our 9th year with an additional lifeline given until 2007. To date JSIF has approved seven hundred and seventy seven (777) projects, completed five hundred and twenty six (526) projects and contracted six hundred and ninety one 691 projects. JSIF is currently focused on implimenting social infrastructure projects, with particular emphasis placed on school ad water projects. The passing of Hurricane Ivan strongly influenced the number of projects that were approved in the year with a little over one hundred (100) of the projects being repairs to damaged schools.

The JSIF is having a positive impact in many underserved communities across Jamaica. One example of this positive trend is the contribution that the JSIF along with other social agencies, made towards the parish of St. Mary in reducing poverty since 2001. The experience reinforces the fact that the programs are successfully fulfilling the goal of helping the underserved. However, it also means that the poorest areas have been redefined and so our job continues.

Partnerships

In this past year JSIF has seen a deepening of partnerships with Ministries, Government Agencies, the Private Sector and Non-Government Organizations. There have been a number of events that have underlined the importance of collaboration

in achieving the overall goal of improving the social infrastructure for Jamaica's most underserved.

The GoJ, with funds provided by the EU, co-financed along with the Ministry of Water & Housing a two-day Water Sanitation and Hygiene (WASH) conference, under the theme, 'Community Managed Water and Sanitation: Empowerment for Sustainable Rural Development. The conference was in keeping with the United Nations Millennium Development Goals that were adopted at the 2000 Millennium Summit of the United Nations Goal Number 7, which speaks to halving the number of people without access to clean and safe water by 2015.

The JSIF is very cognizant of the need to ensure that all sectors are involved for a tangible and sustainable impact to be had on the goal of poverty alleviation and eradication. Although Non-Governmental Organizations (NGO), Ministries and Executive Agencies have been playing an integral role, the contribution made by the private sector and individuals is also an essential ingredient. One example was the successful partnership between the JSIF and the Digicel Foundation in 2004 for the construction and equipping of the Lakes Pen Basic School. The project was completed on time and within budget in a record six months and at a total cost of J\$9.8 million. The fifty students and three members of staff at the school are now benefiting from a new, fully equipped

three-classroom block, kitchen, sanitary facilities as well as playground equipment. We are continuing the very successful partnership with Digicel through the implementation of the Mount Pelier Basic School construction project located in St. Elizabeth



(above) Students performing at the handing over ceremony for the project




(Left) The newly constructed Lakes Pen Basic School

The flexibility of the Fund is a source of its strength. This was demonstrated after the passage of Hurricane Ivan in September of 2004 when over 300 schools were damaged. The Fund gave full support to the Office of National Reconstruction (ONR), the agency that spearheaded the recovery effort. In its bid to get the education sector

up and running, the JSIF undertook the task of repairing approximately 100 schools island wide at an approved cost of approximately US\$3 million that was allocated by the World Bank for Hurricane Ivan reconstruction. We have completed approximately 75% of the reconstruction in time for the opening of school in September.



Epping Forest All Age in St. Elizabeth, which was damaged during Hurricane Ivan in September 2004, was completely reconstructed by the Jamaica Social Investment Fund.



Prime Minister the Hon. P.J. Patterson making his contribution to 2005/2006 Budget Debate.

Project Funding

The Jamaica Social Investment Fund is responsible for the implementation of a number of social development projects. The Inner City Basic Services for the Poor (ICBSP) project is one such example. This project is aimed at improving access, use

and quality of socio-economic infrastructure, including rehabilitation and construction on sanitation, drainage and water supply facilities, solid waste collection, lighting and sewage, rehabilitation of public space and recreation areas, pedestrian and non-motorized transport improvement and violence and crime reduction. These activities will embrace strong community participation to build the social infrastructure needed to improve the social conditions in the targeted communities. It is anticipated that the project will come on stream by the fourth quarter of the financial year. The main project components include Water and Sanitation, Crime and Violence Prevention, and Improved Access to Basic and Economic Infrastructure.

Prime Minister P.J. Patterson in his contribution to the 2005-2006 Budget Debate confirmed that the JSIF would receive funding of US\$5 million from the Organization of Petroleum Exporting Countries (OPEC) with additional US\$25 million from the WB to fund the Inner City Basic Services for the Poor.

The OPEC funding is being used to expand the new community based contracting (CBC) modality, which is a component of the World Bank financed National Community Development Project. JSIF continues to implement projects with grant funding provided by CIDA through the Basic Needs Trust Fund and the EU. The EU has used the CBC modality exclusively in the implementation of the Poverty Reduction Programme projects.

Additional grant funding also has been secured in the amount of US\$650,000 from the Japanese PHRD Fund to help finance the project preparation activities necessary. The grant will be used to establish a planning framework that will enable local communities and other key stakeholders to fully participate in the final design of the project. The JSIF will act as the implementing agency for the project, which will address inner city basic services priorities.

The JSIF is indeed a dynamic organization that continues to respond to the changing needs of its clientele. With efficiency,



L-R: Finance Minister Dr. Omar Davies and Japanese Ambassador His Excellency Hiroshi Sakurai signing the US\$650,000 grant agreement that will be used to finance the preparatory phase of the Inner City Basic Services for the Poor project at the Ministry of Finance. World Bank Mission Leader, Abhas Jha looks on.

transparency and accountability the Fund has made an indelible mark in its efforts to alleviate poverty.

On behalf of the Board of Directors, it gives me great pleasure in congratulating the Management and Staff of the JSIF for their invaluable contribution in ensuring that Jamaica's underserved communities have an avenue to address their social development needs. I look forward to continue working with the team which is committed towards improving the lives of Jamaicans.

Wesley Hughes, PhD,
Chairman

Dated this 19th day of September, 2005

Managing Director's Report



Scarlette Gillings, MA

Overview

Throughout its nine years, the Jamaica Social Investment Fund has honoured its mandate of providing basic social and economic infrastructure for Jamaica's most underserved communities.

As at March 2005 the Board of Directors approved 777 sub-projects for islandwide implementation, 526 of which have been completed. This reflects a total investment of J\$ 3.2 billion. Funding for these projects has been provided through a combination of loans and grants from the Government of Jamaica, the World Bank, the European Union, the Caribbean Development Bank, the Canadian International Development Agency, the Organization of Petroleum Exporting Countries, the Inter-American Development Bank, the Government of the Netherlands, the Department For International Development (UK), the Government of Japan and the beneficiary communities.

When compared with the previous year's performance this year¹ saw an improvement in the number of projects that were approved by our Board of Directors, the number of projects completed and the total funds disbursed. The Fund's total disbursement on sub-project expenditures is approximately J\$ 553M. In 2004/05 our Board of Directors approved one hundred and fifty eight (158) projects at a cost of approximately J\$ 393M. During the year we completed fifty-eight (58) projects at an approximate cost of J\$ 196M.

Responding to Underserved Communities

This year was an extremely challenging one for the nation with the entire island being affected by Hurricane Ivan. In the face of these very demanding circumstances the Jamaica Social Investment Fund rose to the challenge and committed approximately US\$ 3 million, facilitated by the World Bank's NCDP funds, to carry out repairs to over 100 schools damaged by Hurricane Ivan. These repairs were carried out in partnership with the Office of National Reconstruction.

¹ The year under consideration for this report is from August 2004 – March 2005.



Repairs being undertaken at the Epping Forest Primary School which was damaged by Hurricane Ivan

A key component of our strategy to assist the underserved communities and for the subsequent sustainability of projects is the participation of the beneficiary communities. All projects implemented by JSIF require that at least 5% of the total project cost be provided by the community and in this regard, JSIF's programmes are unique. To date, communities have contributed in excess of US\$ 3 million towards their projects.

In order to further maximise the socio-economic impact of our projects on communities, during the year we embarked on a new approach to project implementation termed Community Driven Development (CDD). One of the components of this methodology is Community Based Contracting (CBC). Under CBC, communities are responsible for

the management and implementation of their projects, with the JSIF playing a facilitative role. Funds are channelled directly to the community and the community is fully responsible for the procurement of goods and services, with the JSIF facilitating the training and capacity-building to enable the community to be better able to carry out these activities.

During the year, JSIF invested approximately J\$ 2.5 million to train communities. Up to March 2005, JSIF approved forty-two (42) projects under the CBC component at a value of approximately J\$ 293M.

The approach has encouraged not only greater community participation but also greater collaboration among government agencies and JSIF.

Members of the Project Management Committee for the Petersfield Health Centre Fencing project working out the action plan for their project at a CBC training workshop.



Participants at a CBC workshop being trained on how to register and run a Benevolent Society. Becoming a legal entity is a requirement for consideration for CBC funding.

finance sub-project implementation and day-to-day operations, and is broken down as follows:

- US\$ 3.0 million was received from the World Bank
- US\$ 18.6 million was received from the EU
- US\$ 0.54 million was received from the CDB
- US\$ 0.24 million was received from BNTF (CIDA)
- US\$ 4.32 million was received from the Government of Jamaica
- US\$ 0.41 million was received from beneficiary communities

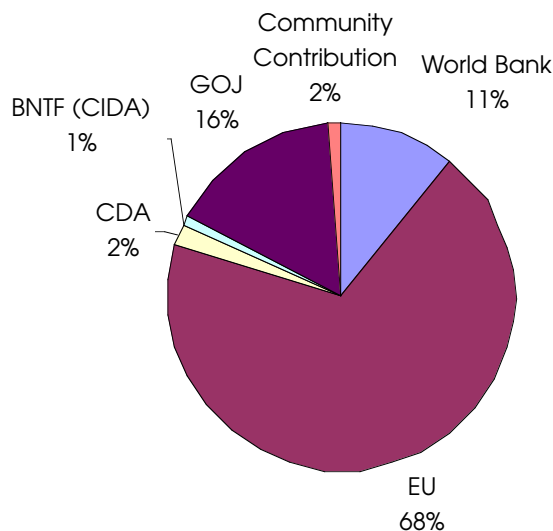
Financing Community Advancement

Throughout 2004/05 sub-project costs were funded through a US\$ 15 million loan from the World Bank to finance the National Community Development Project (NCDP), a Euro\$ 6 million grant from the European Union to fund the Poverty Reduction Programme (PRP), a US\$ 2.86M grant from the CIDA/CDB Basic Needs Trust Fund (BNTF), the Government of Jamaica's counterpart funding and contributions from benefiting communities.

For the financial year 2004/05² JSIF received approximately US\$ 27.1 million to

² The financial year August 1, 2004 to March 31, 2005

Total Funding Received by Source (2004/05)



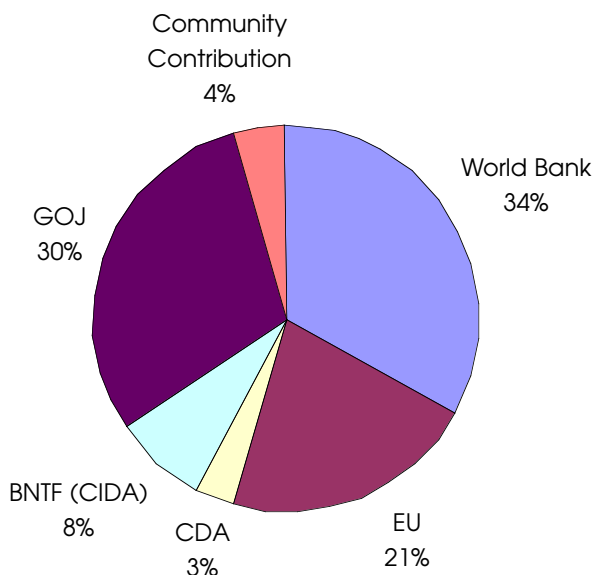
To date, JSIF has disbursed a total of US\$ 9.15M on sub-project and administrative expenditures. Total expenditure was financed mainly through funding from the World Bank, European Union and the Government of Jamaica.

Looking Towards The Future

In spite of our hard work and many successes much remains to be done to alleviate poverty in Jamaica. We continue to play an important role in the government's poverty alleviation policies and will continue our mission of assisting underserved communities to improve their social and economic infrastructure.

The JSIF, through its transparent procedures and enviable track record, continues to attract funding. Through the Ministry of Finance, we have recently entered into a US\$5M loan agreement with the Organization of Petroleum Exporting Countries (OPEC) and received a US\$650,000 grant from the Government of Japan for the preparation and design of a new project – The Inner City Basic Services for the Poor Project (ICBSP).

Total Expenditure by Funding Source (2004/05)



This project is designed to improve access to basic and socio-economic infrastructure for residents in targeted communities in Kingston and St. Andrew, St. Catherine, Clarendon and St. James. The government has received commitments from the World Bank to provide a loan of US\$25 million towards its implementation. The project proposes to improve access to water and sanitation, waste collection and lighting; rehabilitate public spaces and recreation areas implement crime and violence initiatives.

The targeted communities are Whitfield Town, Dunkirk, Jones Town and Federal Gardens in Kingston and St. Andrew; Tawes Pen, Africa, Detroit, Big Lane, Little Lane, Shelter Rock, Andrews Lane, Lauriston and Bog Walk in St Catherine; Bucknor/Rectory Lands in Clarendon and Flankers in St James.

the support of the private sector thus far and we welcome other similar collaborations, which is a reflection of JSIF's willingness to partner using both state and private sector funding to address the most pressing socio-economic needs in our communities.



L-R: JSIF's Chairman, Dr. Wesley Hughes and Managing Director, Mrs. Scarlette Gillings, speaking with Minister of Finance, Dr. Omar Davies, Japanese Ambassador, His Excellency Hiroshi Sakurai and World Bank Mission Leader, Abhas Jha. The occasion was the signing of the US\$650,000 agreement to fund the design phase of the Inner City Basic Services for the Poor Project. The Government of Japan provided the funds.

L-R: Mr. Denis O'Brien, Chairman of Digicel and Mrs. Scarlette Gillings, JSIF Managing Director, unveil the plaque for the Lakes Pen Basic School. Mr. David Hall, CEO of Digicel looks on.

A new thrust of the JSIF this year was the forging of effective partnerships with the private sector to further advance the mission of poverty alleviation. As such, JSIF had successful partnerships with entities including the Digicel Foundation, Scotiabank, Courts and service clubs such as Rotary International. We are grateful for

The JSIF is always open to new and innovative methods of community development and is presently exploring the "Programa Puente" based on the Chilean model. This is a model for poverty alleviation currently being used in Chile, which focuses on poverty alleviation at the family level as opposed to the existing focus on communities. It is an integral intervention programme, designed to give psychosocial support to families that live in conditions of

extreme poverty. The methodology implemented by the programme promotes the development of initiatives for the improvement of the participating families' standard of living and eventual integration into the network of social services that are at their disposal. A key element of the programme is that participating families agree to achieve certain basic/minimum conditions aimed at improving their quality of life in the areas of identification, health, education, income, family dynamics and employment. We hope to apply aspects of this approach to our efforts of poverty alleviation in Jamaica. The experiences of this programme should provide a fresh approach to assisting the underserved.

We remain committed to our mandate and are eagerly looking forward to the next year as we continue our efforts to ensure that more Jamaicans have access to basic social infrastructure.

Highlights of Some Ongoing and Completed Projects (2004/2005)

Water Supply Projects - EU PRP

- An estimated J\$80 million has been allocated by a grant from the GOJ/EU Poverty Reduction Programme for the implementation of 29 projects including water supply systems, sanitation, health, roads and schools. The community contribution aspect is valued at approximately J\$ 22 million.



Community labourer working on the Rowlandsfield Water Supply project

- Six (6) community water supply infrastructure projects are being implemented in the communities of Hampstead, Bellevue, Bybrook, Mountain Pass, Pedro River Supply and Rowlandsfield.



Workers at Pedro River draining the catchment area to cast the dam wall



Mountain Pass community labourers digging the trench to lay pipe for the water supply system

- These were the first water projects that utilized the CBC methodology for project implementation.
- An estimated 7,500 citizens are expected to benefit from these projects.

Lime Hall Health Centre Completion – WB

- Prior to approaching the JSIF, the community had initiated fundraising efforts to begin construction of the health centre and provided voluntary labour to construct the building. Financing for the completion of the health centre was identified under the World Bank’s NCDP loan. It is projected to cost approximately J\$9 million with the community contributing half of the funds.
- This community demonstrated commitment to the CBC approach

because even after they had applied to JSIF and were visited by representatives from the Fund they continued to raise money and work on the building.

- Beneficiaries will number approximately 10, 000 after the centre is completed.



Work that the community of the Lime Hall accomplished before seeking assistance from JSIF to complete the building

Craighton All Age School Rehabilitation & Expansion - CDB

- The original school was comprised mainly of a wooden building that was constructed over 100 years ago. The project involved the partial demolition and reconstruction of the structure.
- Some 154 students and 6 staff members have benefited from the upgrading of the school, which is the only educational institution of its kind in the area and serves 4 major districts in St. Andrew.



Beneficiaries of the Craighton All Age School in front of the newly finished building.

- The cost of the project was approximately J\$14.6 million and was financed through the Caribbean Development Bank.

Homestead Place of Safety – BNTF (CIDA)

- This project involved the installation of a new roof and ceiling, rehabilitation of the bathroom and kitchen, expansion of the dining area and rehabilitation of drainage and electrical wiring.
- The boys who reside at the home are wards of the state who come from various parishes islandwide, some as far as Westmoreland, Clarendon and Manchester. The Homestead Place of Safety has been in existence for well over 51 years and caters to boys between the ages of 8 - 18 years old.
- The project benefited some 65 “at risk” boys and 23 staff members.



Work in progress at Homestead Place of safety.



Homestead Place of Safety after rehabilitation.



Children at the completed Iris Gelley Primary School

Iris Gelley Primary School – WB

- The Iris Gelley Primary School was expanded and rehabilitated at an approximate cost of J\$15 M provided through the World Bank’s NCDP Loan.
- The project included the construction of a new classroom and sanitation blocks. Chronic overcrowding was a problem at this school, which served children from the Jones Town and Trench Town communities. Construction of this new classroom block remedied this situation.
- The completed project benefited approximately 1000 students



The completed classroom block at iris Gelley Primary School

Scarlette Gillings,
Managing Director
Dated this 19th day of September, 2005

JAMAICA SOCIAL INVESTMENT FUND FINANCING

Initial funding for the JSIF was obtained from the World Bank (IBRD / WB) in the form of a US\$20 million loan, this helped to leverage assistance from other sources as follows - the Inter-American Development Bank (IDB) US\$10 million, the Government of the Netherlands US\$3 million, Organisation of Petroleum Exporting Countries (OPEC) US\$2 million, and the Department for International Development (DFID) £476,000 (US\$0.75M). In 2000, additional funding in loans and grants was secured from the Caribbean Development Bank (CDB) US\$14.32M, and the European Union a 6 million respectively.

JSIF was chosen as the executing agency for the EU's Poverty Reduction Programme (PRP), which is funded by an EU a 6 million grant because of the Fund's notable success in targeting and improving the conditions in some of the poorest communities. This Project has an increased emphasis on community contracting and beneficiary participation; which gives communities more control over the design and implementation of their projects.

The WB is also taking a community driven approach through its, National Community Development Project (NCDP), which is financed by a loan of US\$15M to the

Government of Jamaica (GOJ). The NCDP is focused on development through increased involvement of the community at all stages of the project cycle. It was officially launched on February 17, 2003 and is to be implemented over a four (4) year period. In 2005 the GOJ obtained further funding to support the NCDP from the Organisation of Petroleum Exporting Countries, which has entered into a loan agreement for US \$5 million that will end in 2009.

Further funding was obtained in June 2003 with The Basic Needs Trust Fund grant of US\$2.86M, which is being provided jointly by the CDB and the Canadian International Development Agency (CIDA). This grant makes funding available for infrastructure construction, minor maintenance for education and health facilities, skills training and upgrading, institutional strengthening, public awareness and information, and project management and implementation. During 2005 the GOJ negotiated with the WB to provide financing for the preparation of the Inner City Basic Services for the Poor (ICBSP), a project intended to improve access to basic and socio-economic infrastructure for residents in targeted

communities in Kingston and St. Andrew, St. Catherine, Clarendon and St. James. A grant of US\$650,000 has been provided from the Japanese Policy and Human Resources Development (PHRD) fund, along with a project preparation loan of US\$650,000 from the WB toward these

project preparation activities. It is anticipated that the ICBSP will commence implementation early in the next financial year with funding of approximately US\$25M from the WB.

BREAKDOWN OF FUNDING ARRANGEMENTS

Current Funding Agreements

SOURCE	AMOUNT ¹ (US\$m)	CLOSING DATE	TYPE
Government of Jamaica	14.66	Ongoing	Local Counterpart
Beneficiaries (Community Contribution)	1.62	Ongoing	Local Counterpart
Organisation of Petroleum Exporting Countries	5	June 30, 2009	Loan
International Bank for Reconstruction and Development (Inner City Basic Services for the Poor - project preparation)	0.65	January 16, 2006	Loan
Japanese Policy and Human Resources Development (PHRD)	0.65	December 31, 2005	Grant
Basic Needs Trust Fund	2.86	June 30, 2010	Grant
International Bank for Reconstruction and Development (NCDP)	15	January 31, 2007	Loan
European Union	6.4	December 2005	Grant ²
Caribbean Development Bank	14.32	March 31, 2006 ³	Loan ⁴
Total	61.16		

¹ Amounts expected to be drawn on

² 6 million Euro approximately US\$ 6.4 million, at the date of the signing of the financing agreement

³ Revised Closing date

⁴ This amount includes a grant of US\$124,000

Closed Funding Agreements

SOURCE	AMOUNT⁵ (US\$m)	CLOSING DATE	TYPE
Beneficiaries (Community Contribution) ⁶	1.83		Local Counterpart
Government of Jamaica ⁷	10 ⁸		Local Counterpart
Inter-American Development Bank	9.5	July 31, 2002	Loan
Department for International Development	0.77	December 31, 2001	Grant
International Bank for Reconstruction and Development	20	July 31, 2001	Loan
Organisation of Petroleum Exporting Countries	2	June 30, 2001	Loan
Government of the Netherlands	2.8	March 31, 2001	Grant
Government of Japan	.49	December 31, 1996	Grant
Total	47.39		

⁵ Actual amounts drawn

⁶ Varied closing dates for each funding source as agreed on in the relevant financing agreements

⁷ Varied closing dates for each funding source as agreed on in the relevant financing agreements

⁸ This incorporates financing from the European Union during the first phase

Project Information

BREAKDOWN OF PROJECT TYPES UNDER EACH SECTOR

Social Infrastructure (SI) includes the rehabilitation, expansion, construction and equipping of basic, primary and all-age schools, health centres, community based water systems, homes for children, the elderly and the disabled, day care centres, community training centres and sports facilities, sanitary conveniences, drains and canals.

Economic Infrastructure (EI) includes the construction, rehabilitation and upgrading of feeder roads in farming communities, bridge approaches, small bridges, footpaths, small factory facilities producing agricultural products and markets.

Social Services (SS) includes Conflict Resolution, Career Guidance and Job Placement, Counselling for families and youth, Skills training for the productive sector

Organisational Strengthening (OS) includes providing technical assistance and training to sub-project sponsors and communities to upgrade their skills in organization and mobilization and in the preparation, implementation management and maintenance of projects. This assistance is also given to Governmental and non-governmental institutions in participatory project identification.



World Bank (Loan 2) – National Community Development Project

Projects Approved: December 2002 – June 2005

#	Project Name	Project Amount J\$	Date Approved	District	Parish	Implementation Methodology	Sector
1	100 Lane/park Lane Multi-Purpose Court	1,184,377	23-Jun-04	Whitehall Gardens	St. Andrew	Traditional	SI
2	3D Early Childhood Centre for Children with Disabilities Rehabilitation & Equipping	4,497,121	25-May-05	Spanish Town Central	St. Catherine	Traditional	SI
3	Aenon Town All Age School Expansion	14,159,955	29-Jan-03	Aenon Town	Clarendon	Traditional	SI
4	Ambrook Lane Sports Complex Rehabilitation	2,370,908	19-Jan-05	Half Way Tree	St. Andrew	CBC	SI
5	Anchovy Primary School Fencing	2,271,026	19-Mar-03	Anchovy /Catherine Mount	St. James	Traditional	SI
6	Arcadia to Mellerswood Feeder Road	13,397,937	29-Oct-03	Mochó	St. James	Traditional	EI
7	Balmagie Primary School Playfield Rehabilitation	4,978,513	28-Jul-04	Waterhouse	St. Andrew	CBC	SI
8	Bellas Gate Basic School Construction & Equipping	10,937,817	24-Nov-04	Bellas Gate	St. Catherine	Traditional	SI
9	Bigwoods Basic School - equipping	1,054,477	29-Jan-03	Craighead	Manchester	Traditional	SI
10	Bottom Bonnett Road Rehabilitation	15,636,089	27-Aug-03	Guy's Hill	St. Catherine	Traditional	EI
11	Boys Town Basic School Rehab and Expansion	5,594,789	21-Apr-04	Trench Town	St. Andrew	Traditional	SI

#	Project Name	Project Amount J\$	Date Approved	District	Parish	Implementation Methodology	Sector
12	Broadleaf Basic School Rehabilitation & Completion	6,451,588	22-Jun-05	Comfort	Manchester	CBC	SI
13	Buena Vista Community Centre Reconstruction	8,745,227	27-Apr-05	Myersville	St. Elizabeth	Traditional	SI
14	Buff Bay Baptist Basic School Construction	10,511,297	19-May-04	Buff Bay	Portland	Traditional	SI
15	Cacoon All Age Expansion & Minor Rehabilitation	8,608,275	28-Jul-04	Cacoon	Hanover	Traditional	SI
16	Campbell's Castle Basic School Sanitation & Paving	2,266,928	29-Jan-03	Windsor	Manchester	Traditional	SI
17	Carisbrook Basic School Construction & Equipping	14,313,106	16-Mar-05	Maggotty	St. Elizabeth	Traditional	SI
18	Carron Hall Health Center Completion	5,201,675	17-Dec-04	Carron Hall	St. Mary	CBC	SI
19	Cavaliers All Age School Fencing	1,630,650	27-Aug-03	Mannings Hill	St. Andrew	Traditional	SI
20	Central Village Health Centre Rehabilitation & Expansion	5,498,076	18-Feb-04	Central Village	St. Catherine	Traditional	SI
21	CFNI / Egg Production at Bog	274,061	25-May-05	Bog	Trelawny	CBC	EI
22	CFNI / Elim Agricultural Support Project	481,300	25-May-05	Elim (Elim Wood)	St. Elizabeth	CBC	EI
23	CFNI / Mahogany Hall Development Cooperative	1,026,587	25-May-05	Sawyers	Trelawny	CBC	EI

#	Project Name	Project Amount J\$	Date Approved	District	Parish	Implementation Methodology	Sector
24	CFNI / Reaches Chips Project	300,000	25-May-05	Port Antonio	Portland	CBC	EI
25	Chalky Hill Basic School Construction	7,132,635	29-Jan-03	Steer Town	St. Ann	Traditional	SI
26	Challenger's Summer Camp 2004	125,000	21-Jul-04	Multi-District	Multi Parish	Traditional	SS
27	Chambers Pen Basic School Rehabilitation & Equipping	4,473,715	30-Sep-03	Chambers Pen	Hanover	Traditional	SI
28	Champion Community Club Summer Camp	293,080	28-Jul-04	Drewsland (Waterhouse)	St. Andrew	Traditional	SS
29	Chantilly Basic School Completion & Equipping	5,915,716	30-Jul-03	Lennox Bigwoods	Westmoreland	Traditional	SI
30	Children First Summer Camp	500,000	21-Jul-04	Spanish Town	St. Catherine	Traditional	SS
31	Children of the Sun Summer Camp 2004	292,250	21-Jul-04	Hope Bay	Portland	Traditional	SS
32	Children's Ministry Summer Camp (Ellerslie Pen)	87,000	21-Jul-04	Tawes Pen	St. Catherine	Traditional	SS
33	Crystal City Sanitation Project	6,000,000	19-Jan-05	Lyssone	St. Thomas	CBC	SI
34	CURE / Rose Town Citizen's Association Summer Camp	400,000	22-Jun-05	Downtown	Kingston	CBC	SS
35	CURE Ltd. Building Expansion	\$2,500,000	25-May-05	Trench Town	St. Andrew	CBC	SI
36	Donnington Primary School Upgrading	6,482,772	27-Apr-05	Wood Park	St. Mary	CBC	SI
37	Duanvale Primary School Rehabilitation & Sanitation	12,763,871	22-Jun-05	Duanvale	Trelawny	Traditional	SI

#	Project Name	Project Amount J\$	Date Approved	District	Parish	Implementation Methodology	Sector
38	Dupont Primary School Expansion	16,433,365	22-Sep-04	Olympic Gardens	St. Andrew	Traditional	SI
39	Eleven Miles CDC Summer Camp	161,000	22-Jun-05	Eleven Miles	St. Thomas	CBC	SS
40	Family & Parenting Centre Computer Equipping	2,371,648	24-Nov-04	Montego Bay	St. James	CBC	SI
41	Family & Parenting Centre Summer Camp	356,000	22-Jun-05	Montego Bay	St. James	CBC	SS
42	Family Court Parenting Skills Seminar	30,000	27-Apr-05	Downtown	Kingston	Traditional	SI
43	Galloway (Waterworks) Basic School	8,806,588	25-May-05	Waterworks	Westmoreland	Traditional	SI
44	Golden Valley Infant & All Age School Perimeter Fencing	1,800,000	22-Jun-05	Tom's River	St. Andrew	CBC	SI
45	Good Hope Primary School Rehabilitation & Basic School Construction & Equipping	6,813,297	30-May-03	Old Harbour	St. Catherine	Traditional	SI
46	Gordon Town Sports Complex Rehabilitation	6,000,000	19-Jan-05	Gordon Town	St. Andrew	CBC	SI
47	Grants Pen Urban Access Roads Rehabilitation	7393523.54	16-Mar-05	St. Andrew	Grant's Pen	CBC	SI
48	Greenvale Land Settlement Road Rehabilitation	7,189,463	19-Mar-03	Greenvale	Manchester	Traditional	EI
49	Hamilton Mountain Basic School Equipping	158,279	18-Dec-02	Oracabessa	St. Mary	Traditional	SI
50	Hurricane Ivan Repairs - Alley Primary School	1,445,449	October - November 2004	Alley	Clarendon	Traditional	SI

#	Project Name	Project Amount J\$	Date Approved	District	Parish	Implementation Methodology	Sector
51	Hurricane Ivan Repairs - August Town Primary	1,804,280	October - November 2004	August Town	St. Andrew	Traditional	SI
52	Hurricane Ivan Repairs - Ballards Valley Primary School	6,442,680	October - November 2004	Junction	St. Elizabeth	Traditional	SI
53	Hurricane Ivan Repairs - Barbary Hall Basic School	*	October - November 2004	Barbary Hall	St. Elizabeth	Traditional	SI
54	Hurricane Ivan Repairs - Barbary Hall Primary School	2,682,915	October - November 2004	Barbary Hall	St. Elizabeth	Traditional	SI
55	Hurricane Ivan Repairs - Baxter's Mountain All Age School	4,071,196	October - November 2004	Annotto Bay	St. Mary	Traditional	SI
56	Hurricane Ivan Repairs - Bethlehem All Age & Infant School	2,399,320	October - November 2004	Malvern	St. Elizabeth	Traditional	SI
57	Hurricane Ivan Repairs - Bigwoods Primary School	1,717,397	October - November 2004	Bigwoods	St. Elizabeth	Traditional	SI
58	Hurricane Ivan Repairs - Brittonville All Age School	*	October - November 2004	Cave Valley	St. Ann	Traditional	SI
59	Hurricane Ivan Repairs - Broadgate Basic School	974,676	October - November 2004	Broadgate	St. Mary	Traditional	SI

#	Project Name	Project Amount J\$	Date Approved	District	Parish	Implementation Methodology	Sector
60	Hurricane Ivan Repairs - Broadgate Primary School	*	October - November 2004	Broadgate	St. Mary	Traditional	SI
61	Hurricane Ivan Repairs - Bromley Basic School	6,310,384	October - November 2004	Clonmel	St. Mary	Traditional	SI
62	Hurricane Ivan Repairs - Bromley Primary School	*	October - November 2004	Clonmel	St. Mary	Traditional	SI
63	Hurricane Ivan Repairs - Bryce Primary School	3,529,694	October - November 2004	Coleyville	Manchester	Traditional	SI
64	Hurricane Ivan Repairs - Cascade Primary School	4,287,287	October - November 2004	Cascade	Portland	Traditional	SI
65	Hurricane Ivan Repairs - Central Branch Primary School	4,576,024	October - November 2004	Jones Town	St. Andrew	Traditional	SI
66	Hurricane Ivan Repairs - Chapleton All Age School	4,146,749	October - November 2004	Chapleton	Clarendon	Traditional	SI
67	Hurricane Ivan Repairs - Chetwod Primary School	*	October - November 2004	Belmont	St. James	Traditional	SI
68	Hurricane Ivan Repairs - Claverly Cottage All Age School	650,927	October - November 2004	Claverly Cottage	Portland	Traditional	SI

#	Project Name	Project Amount J\$	Date Approved	District	Parish	Implementation Methodology	Sector
69	Hurricane Ivan Repairs - Cokes View Primary School	1,475,194	October - November 2004	Whithorn	Westmoreland	Traditional	SI
70	Hurricane Ivan Repairs - Colegate Basic School	527,078	October - November 2004	Ocho Rios	St. Ann	Traditional	SI
71	Hurricane Ivan Repairs - Coley Mountain All Age School	1,341,267	October - November 2004	Somerset	Manchester	Traditional	SI
72	Hurricane Ivan Repairs - Content Basic School	6,253,907	October - November 2004	Lawrence Tavern	St. Andrew	Traditional	SI
73	Hurricane Ivan Repairs - Content Primary School	*	October - November 2004	Lawrence Tavern	St. Andrew	Traditional	SI
74	Hurricane Ivan Repairs - Elliot Basic School	1,281,912	October - November 2004	Richmond	St. Mary	Traditional	SI
75	Hurricane Ivan Repairs - Elsie Bernard Home for Girls	*	October - November 2004	Havendale	St. Andrew	Traditional	SI
76	Hurricane Ivan Repairs - Epping Forest Primary School	11,328,143	October - November 2004	Potts Dam	St. Elizabeth	Traditional	SI
77	Hurricane Ivan Repairs - Faith Basic School	1,440,268	October - November 2004	May Pen	Clarendon	Traditional	SI

#	Project Name	Project Amount J\$	Date Approved	District	Parish	Implementation Methodology	Sector
78	Hurricane Ivan Repairs - Fellowship Primary & Junior High	90,398	October - November 2004	Fellowship	Portland	Traditional	SI
79	Hurricane Ivan Repairs - Fergusson Basic School	620,857	October - November 2004	Spur Tree	Manchester	Traditional	SI
80	Hurricane Ivan Repairs - Ferris Primary School	788,155	October - November 2004	Savanna La Mar	Westmoreland	Traditional	SI
81	Hurricane Ivan Repairs - Frankfield Primary & Infant School	3,531,900	October - November 2004	Pratville	Manchester	Traditional	SI
82	Hurricane Ivan Repairs - Free Hill Primary (All Age) School	397,170	October - November 2004	Bamboo	St. Ann	Traditional	SI
83	Hurricane Ivan Repairs - Grants Mountain All Age School	1,579,970	October - November 2004	Calderwood	St. Ann	Traditional	SI
84	Hurricane Ivan Repairs - Holly Hill Primary & Infant School	692,100	October - November 2004	Dillon Big Woods	Westmoreland	Traditional	SI
85	Hurricane Ivan Repairs - Holy Childwood Basic School	*	October - November 2004	Swift River	Portland	Traditional	SI
86	Hurricane Ivan Repairs - Hope (Lionel) Basic School	1,490,903	October - November 2004	Lionel Town	Clarendon	Traditional	SI

#	Project Name	Project Amount J\$	Date Approved	District	Parish	Implementation Methodology	Sector
87	Hurricane Ivan Repairs - Hope Bay All Age School	749,835	October - November 2004	Hope Bay	Portland	Traditional	SI
88	Hurricane Ivan Repairs - John Austin All Age School	2,093,489	October - November 2004	Pennants	Clarendon	Traditional	SI
89	Hurricane Ivan Repairs - John's Hall All Age	534,555	October - November 2004	John's Hall	St. James	Traditional	SI
90	Hurricane Ivan Repairs - Jubilee Town All Age School	2,739,850	October - November 2004	Redwood	St. Catherine	Traditional	SI
91	Hurricane Ivan Repairs - Lititz All Age School	*	October - November 2004	Lititz	St. Elizabeth	Traditional	SI
92	Hurricane Ivan Repairs - Little London Primary School	4,230,100	October - November 2004	Little London	Westmoreland	Traditional	SI
93	Hurricane Ivan Repairs - Main Ridge All Age School	2,853,995	October - November 2004	Trout Hall	Clarendon	Traditional	SI
94	Hurricane Ivan Repairs - Marlie Hill Primary School	2,113,219	October - November 2004	Marlie Hill	Manchester	Traditional	SI
95	Hurricane Ivan Repairs - Middlesex Corner Primary School	*	October - November 2004	Mt. Peto	Hanover	Traditional	SI

#	Project Name	Project Amount J\$	Date Approved	District	Parish	Implementation Methodology	Sector
96	Hurricane Ivan Repairs - Middleton Primary School	*	October - November 2004	Middleton	St. Thomas	Traditional	SI
97	Hurricane Ivan Repairs - Mile Gully Primary School	3,159,380	October - November 2004	Mile Gully	Manchester	Traditional	SI
98	Hurricane Ivan Repairs - Milk River Primary School	1,679,267	October - November 2004	Milk River	Clarendon	Traditional	SI
99	Hurricane Ivan Repairs - Mitchell Town Basic School	1,341,800	October - November 2004	Mitchell Town	Clarendon	Traditional	SI
100	Hurricane Ivan Repairs - Mitchell Town Primary School	1,341,800	October - November 2004	Mitchell Town	Clarendon	Traditional	SI
101	Hurricane Ivan Repairs - Moreland Hill Primary School	2,201,297	October - November 2004	Deive Bridge	Westmoreland	Traditional	SI
102	Hurricane Ivan Repairs - Mount Hermon All Age School	3,990,117	October - November 2004	Riversdale	St. Catherine	Traditional	SI
103	Hurricane Ivan Repairs - Mount Olivet Primary School	1,224,760	October - November 2004	Cobbla	Manchester	Traditional	SI
104	Hurricane Ivan Repairs - Mt. Airy Basic School	121,400	October - November 2004	Mount Airy	Westmoreland	Traditional	SI

#	Project Name	Project Amount J\$	Date Approved	District	Parish	Implementation Methodology	Sector
105	Hurricane Ivan Repairs - Mt. Eagle Basic School	523,661	October - November 2004	Jerusalem Mountain	Westmoreland	Traditional	SI
106	Hurricane Ivan Repairs - Nazareth (Maidstone) All Age School	1,323,253	October - November 2004	Maidstone	Manchester	Traditional	SI
107	Hurricane Ivan Repairs - New Broughton Basic School	337,375	October - November 2004	Cross Keys	Manchester	Traditional	SI
108	Hurricane Ivan Repairs - Newcombe Valley Basic School	1,036,996	October - November 2004	Newcombe Valley	St. Elizabeth	Traditional	SI
109	Hurricane Ivan Repairs - Newcombe Valley Primary School	1,292,361	October - November 2004	Newcombe Valley	St. Elizabeth	Traditional	SI
110	Hurricane Ivan Repairs - Niagara All Age School	2,195,680	October - November 2004	Niagara	St. James	Traditional	SI
111	Hurricane Ivan Repairs - Old England Primary School	3,252,485	October - November 2004	Old England	Manchester	Traditional	SI
112	Hurricane Ivan Repairs - Olivet Basic School	141,704	October - November 2004	Yallahs	St. Thomas	Traditional	SI
113	Hurricane Ivan Repairs - Park Mountain Basic School	680,364	October - November 2004	Park Mountain	St. Elizabeth	Traditional	SI

#	Project Name	Project Amount J\$	Date Approved	District	Parish	Implementation Methodology	Sector
114	Hurricane Ivan Repairs - Park Mountain Primary School	1,100,224	October - November 2004	Park Mountain	St. Elizabeth	Traditional	SI
115	Hurricane Ivan Repairs - Parottee Basic School	1,942,735	October - November 2004	Parottee	St. Elizabeth	Traditional	SI
116	Hurricane Ivan Repairs - Patrick Town Primary School	*	October - November 2004	Newell	St. Elizabeth	Traditional	SI
117	Hurricane Ivan Repairs - Port Antonio Primary School	2,370,084	October - November 2004	Port Antonio	Portland	Traditional	SI
118	Hurricane Ivan Repairs - Porters Mountain All Age School	1,171,440	October - November 2004	Porters Mountain	Westmoreland	Traditional	SI
119	Hurricane Ivan Repairs - Portland Cottage All Age School	1,428,880	October - November 2004	Portland Cottage	Clarendon	Traditional	SI
120	Hurricane Ivan Repairs - Quickstep All Age School	1,761,921	October - November 2004	Quickstep	St. Elizabeth	Traditional	SI
121	Hurricane Ivan Repairs - Ramble All Age School	1,740,463	October - November 2004	Fellowship Hall	St. Mary	Traditional	SI
122	Hurricane Ivan Repairs - Riverside All Age School	977,528	October - November 2004	Kingsvale	Hanover	Traditional	SI

#	Project Name	Project Amount J\$	Date Approved	District	Parish	Implementation Methodology	Sector
123	Hurricane Ivan Repairs - Riverside Basic School	1,177,404	October - November 2004	Kingsvale	Hanover	Traditional	SI
124	Hurricane Ivan Repairs - Rock Hall All Age School	*	October - November 2004	Rock Hall	Portland	Traditional	SI
125	Hurricane Ivan Repairs - Rock Hall Basic School	768,606	October - November 2004	Rock Hall	St. Andrew	Traditional	SI
126	Hurricane Ivan Repairs - Rock River Primary School	*	October - November 2004	Rock River	Clarendon	Traditional	SI
127	Hurricane Ivan Repairs - Rose Bank All Age School	*	October - November 2004	Dean Pen	St. Mary	Traditional	SI
128	Hurricane Ivan Repairs - Rose Hill Primary School (St. Catherine)	2,340,189	October - November 2004	Troja	St. Catherine	Traditional	SI
129	Hurricane Ivan Repairs - Roses Valley Basic School	1,016,685	October - November 2004	Oxford / Roses Valley	St. Elizabeth	Traditional	SI
130	Hurricane Ivan Repairs - Salt Savannah Primary & Infant School	1,800,770	October - November 2004	Rocky Point	Clarendon	Traditional	SI
131	Hurricane Ivan Repairs - Seventh Day Basic School	*	October - November 2004	Rosewell	Clarendon	Traditional	SI

#	Project Name	Project Amount J\$	Date Approved	District	Parish	Implementation Methodology	Sector
132	Hurricane Ivan Repairs - Sharon Basic School	*	October - November 2004	Knockpatrick	Manchester	Traditional	SI
133	Hurricane Ivan Repairs - Smithville Primary School	695,000	October - November 2004	Smithville	Clarendon	Traditional	SI
134	Hurricane Ivan Repairs - Spanish Town Primary School	*	October - November 2004	Dela Vega City	St. Catherine	Traditional	SI
135	Hurricane Ivan Repairs - Springfield All Age School	*	October - November 2004	Springfield	St. James	Traditional	SI
136	Hurricane Ivan Repairs - St. Patrick's Primary School	*	October - November 2004	Woodford Park	St. Andrew	Traditional	SI
137	Hurricane Ivan Repairs - St. Paul's Primary School	2,874,890	October - November 2004	Sheffield	Westmoreland	Traditional	SI
138	Hurricane Ivan Repairs - St. Theresa All Age School	987,220	October - November 2004	Mt. James	St. Andrew	Traditional	SI
139	Hurricane Ivan Repairs - Steer Town All Age School	*	October - November 2004	Steer Town	St. Ann	Traditional	SI
140	Hurricane Ivan Repairs - Sterling Basic School	1,405,310	October - November 2004	Grange Hill	Westmoreland	Traditional	SI

#	Project Name	Project Amount J\$	Date Approved	District	Parish	Implementation Methodology	Sector
141	Hurricane Ivan Repairs - Strawberry PJH Primary School	*	October - November 2004	Strawberry	Westmoreland	Traditional	SI
142	Hurricane Ivan Repairs - Sunbury All Age School	777,478	October - November 2004	Smithville	Clarendon	CBC	SI
143	Hurricane Ivan Repairs - Sunbury Basic School	*	October - November 2004	Ritches	Clarendon	Traditional	SI
144	Hurricane Ivan Repairs - Tangle River Basic School	*	October - November 2004	Tangle River	St. James	Traditional	SI
145	Hurricane Ivan Repairs - Time & Patience Primary School	*	October - November 2004	Beggars Bush	St. Catherine	Traditional	SI
146	Hurricane Ivan Repairs - Torrington Strathbogie Basic School	2463595	October - November 2004	Lawrence Tavern	St. Andrew	Traditional	SI
147	Hurricane Ivan Repairs - Trinityville Primary School	4,131,801	October - November 2004	Trinityville	St. Thomas	Traditional	SI
148	Hurricane Ivan Repairs - Tryall Early Childhood Institution	*	October - November 2004	Old Bottom	St. Elizabeth	Traditional	SI
149	Hurricane Ivan Repairs - Unity Primary & Infant School	2,463,595	October - November 2004	Lawrence Tavern	St. Andrew	Traditional	SI

#	Project Name	Project Amount J\$	Date Approved	District	Parish	Implementation Methodology	Sector
150	Hurricane Ivan Repairs - Victoria Primary School	774,060	October - November 2004	Thompson Town	Clarendon	Traditional	SI
151	Hurricane Ivan Repairs - Wanstead All Age School	*	October - November 2004	Palmer's Cross	Clarendon	Traditional	SI
152	Hurricane Ivan Repairs - Warsop All Age School	1,950,300	October - November 2004	Warsop	Trelawny	Traditional	SI
153	Hurricane Ivan Repairs - Wiese Road Basic School	8,108,099	October - November 2004	Bull Bay / Seven Miles	St. Andrew	Traditional	SI
154	Hurricane Ivan Repairs - Williamsfield All Age School	5,282,747	October - November 2004	Williamsfield	Westmoreland	Traditional	SI
155	Ionie Whorms Inner City Counseling Centre Summer Camp 2004	223,500	28-Jul-04	Fletcher's Land	Kingston	Traditional	SS
156	Iris Gellely Primary School Expansion	12,979,658	25-Jun-03	Jones Town	St. Andrew	Traditional	SI
157	Jamaica Association for Persons with Mental Retardation Summer Camp	400,000	22-Jun-05	Central Downtown	Kingston	CBC	SS
158	Jamaica Society For The Blind Completion	1,030,119	16-Feb-05	Liguanea	St. Andrew	CBC	SI

#	Project Name	Project Amount J\$	Date Approved	District	Parish	Implementation Methodology	Sector
159	James Edwards (Warsop) Methodist Basic School Construction & Equipping	6,638,683	19-Mar-03	Warsop	Trelawny	Traditional	SI
160	Joyland Basic School Construction	6,095,941	23-Jun-04	Schoolfield	St. Elizabeth	Traditional	SI
161	Kings Primary School Fencing	645,280	25-Jun-03	White House	Westmoreland	Traditional	SI
162	Kinloss Basic School Rehabilitation, Fencing & Equipping	890,767	29-Jan-03	Kinloss	Trelawny	Traditional	SI
163	Kintyre Community Space Upgrade	5,000,000	16-Feb-05	Papine	St. Andrew	CBC	SI
164	Lime Hall Health Center Completion	4,294,238	22-Sep-04	Lime Hall	St. Ann	CBC	SI
165	Marverly Sports/Community Complex Rehabilitation	3,254,334	28-Jul-04	Marverly	St. Andrew	CBC	SI
166	Masefield Basic School Construction	10,290,177	25-May-05	Little London	Westmoreland	Traditional	SI
167	McAuley Primary School Fencing	756,028	25-Jun-03	Spanish Town	St. Catherine	Traditional	SI
168	Medina to Mayfield Road Construction	6,540,731	17-Dec-04	Medina	Manchester	CBC	EI
169	Middlesex Basic School Completion & Equipping	4,043,537	30-May-03	Guy's Hill	St. Catherine	Traditional	SI
170	Montego Bay School Of Hope Expansion & Equipping	6,000,000	19-Jan-05	West Green	St. James	CBC	SI
171	Mount Liberty Hall All Age School Expansion	10,384,172	22-Sep-04	Beckford Kraal	Clarendon	Traditional	SI

#	Project Name	Project Amount J\$	Date Approved	District	Parish	Implementation Methodology	Sector
172	Mt. Hermon (Hampshire) Basic School Construction	7,491,573	21-Apr-04	Spanish Town	St. Catherine	Traditional	SI
173	New Road All Age School Expansion	14,915,945.00	25-Jun-03	New Road	Westmoreland	Traditional	SI
174	New Road Basic School Rehabilitation	8,165,087	26-Nov-03	New Road	Westmoreland	Traditional	SI
175	Nutshell Basic School Construction	8,975,305	21-Jan-04	Ewarton	St. Catherine	Traditional	SI
176	Old Harbour Bay Basic School Construction	8,545,067	22-Jun-05	Old Harbour Bay	St. Catherine	Traditional	SI
177	Old Road Basic School Rehabilitation & Fencing	6,276,086	17-Dec-03	Kitson Town	St. Catherine	Traditional	SI
178	Operation Friendship Health Clinic Repairs & Refurbishing	6,000,000	22-Jun-05	Downtown	Kingston	CBC	SI
179	Petersfield Health Centre Fencing	3,384,608	22-Jun-05	Forthwilliam	Westmoreland	CBC	SI
180	Pike Basic School Rehabilitation & Equipping	1,470,299	29-Jan-03	Pike	Manchester	Traditional	SI
181	Rae Town Fishing Village Gear Sheds Repairs	4,500,000	16-Feb-05	Rae Town	Kingston	CBC	EI
182	Retrieve All Age School Rehabilitation	6,000,000	19-Jan-05	Retrieve	St. James	CBC	SI
183	Robin's Bay Basic School Construction	7,425,006	29-Oct-03	Robin's Bay	St. Mary	Traditional	SI
184	Rock Hall All Age School Expansion	9,799,867	26-Nov-03	Rock Hall	St. Andrew	Traditional	SI
185	Roehampton Primary School Rehabilitation	9,757,178	19-Mar-03	Roehampton	St. James	Traditional	SI

#	Project Name	Project Amount J\$	Date Approved	District	Parish	Implementation Methodology	Sector
186	Rose Town Summer Camp 2004	283,500	21-Jul-04	Trench Town	St. Andrew	Traditional	SS
187	Rugland Road Rehabilitation	27,728,759	30-Sep-03	Kingsvale	Hanover	Traditional	EI
188	Salisbury Plain Basic School Construction & Equipping	6,744,162	17-Dec-03	Above Rocks	St. Catherine	Traditional	SI
189	Save the Children Foundation Summer Camp 2004	167,950	28-Jul-04	Olympic Gardens	St. Andrew	Traditional	SS
190	Sawyers Basic School Fencing & Equipping	530,186	30-May-03	Sawyers	Trelawny	Traditional	SI
191	Servite Primary School Fencing	924,277	18-Dec-02	Brown's Town	St. Ann	Traditional	SI
192	Spring Garden Primary & Infant School Sanitation	965,434	23-Apr-03	Spring Gardens	Trelawny	Traditional	SI
193	Spring Village Summer Camp	300,000	22-Jun-05	Old Harbour	St. Catherine	CBC	SS
194	St. Andrew Basic School Rehabilitation & Sanitation	6,928,280	18-Feb-04	Albert Town	Trelawny	Traditional	SI
195	St. Boniface Basic School Fence Construction & Playfield Equipment	500,000	22-Jun-05	Harbour View	St. Andrew	CBC	SI
196	St. Clements Development Centre Refurbishing	550,000	22-Jun-05	Kencot	St. Andrew	CBC	SI
197	St. Margaret's Church Summer Camp	475,200	21-Jul-04	Liguanea	St. Andrew	Traditional	SS
198	St. Margaret's Human Resource Centre Equipping	253,288	29-Jan-03	Olympic Gardens	St. Andrew	Traditional	SS
199	St. Richards Primary School Expansion	13,153,542	17-Dec-04	White Hall	St. Andrew	Traditional	SI

#	Project Name	Project Amount J\$	Date Approved	District	Parish	Implementation Methodology	Sector
200	Stettin Methodist Basic School Construction	8,071,040	21-Jan-04	Stettin	Trelawny	Traditional	SI
201	Tivoli Gardens Hardcourt Construction	2,151,864	29-Jan-03	Tivoli Gardens	Kingston	Traditional	SI
202	Tivoli Gardens Railway Oval Billboard Erection	2,340,864	26-Nov-03	Tivoli Gardens	Kingston	Traditional	EI
203	Trinity Basic School Equipping	95,219	16-Feb-05	Porus	Manchester	CBC	SI
204	Trout Hall All Age School Sanitation	4,030,016	22-Sep-04	Trout Hall	Clarendon	Traditional	SI
205	Tulloch Primary School Sanitation	\$4,714,042	25-May-05	Bog Walk	St. Catherine	Traditional	SI
206	Unity Primary & Infant Expansion & Sanitary Conveniences	10,704,747	28-Jul-04	Lawrence Tavern	St. Andrew	Traditional	SI
207	Violence Prevention Programme (UWI)	399,776	27-Apr-05	Multi District	Multi Parish	Traditional	SI
208	Warsop (Baptist) Basic School Sanitation Construction	1,748,090	22-Sep-04	Warsop	Trelawny	CBC	SI
209	Wait-A-Bit All Age School Fencing	2,336,277	28-Jul-04	Wait-A-Bit	Trelawny	CBC	SI
210	Walkerswood Community Centre & Health Rehabilitation	4,125,530	25-May-05	Walkerswood	St. Ann	CBC	SI
211	Watson Town Basic School Expansion & Equipping	7,537,643	26-Nov-03	Dumfries	St. James	Traditional	SI
212	Wheeler's Mount Basic School Rehabilitation	2,467,639	23-Apr-03	Guy's Hill	St. Catherine	Traditional	SI

#	Project Name	Project Amount J\$	Date Approved	District	Parish	Implementation Methodology	Sector
213	White Sand Road No. 175 Rehabilitation	12,755,854	17-Dec-04	Bohemia	St. Ann	Traditional	El
214	Whitehall Health Centre Construction	\$8,000,000	25-May-05	White Hall	St. Thomas	Traditional	SI
215	Wilson's Run Basic School Construction & Equipping	8,554,375	26-Nov-03	Wilson's Run	Trelawny	Traditional	SI
216	Wire Fence Basic School Construction & Resource Centre Rehabilitation	9,501,463	21-Jan-04	Wire Fence	Trelawny	Traditional	SI
217	Wood Hall Basic School Construction	11,217,813	21-Apr-04	Wood Hall	Clarendon	Traditional	SI
218	Woodhall Basic School Rehabilitation & Equipping	5,972,303	22-Jun-05	Woodhall	St. Catherine	Traditional	SI
219	Wynters Pen & McKoy Land Drain Rehabilitation	7,255,904	27-Apr-05	Wynters Pen	St. Catherine	Traditional	SI
220	Youth Development Foundation Summer Camp	262,287	28-Jul-04	Meadowbrook / Havendale	St. Andrew	Traditional	SS
221	Zion Hill Primary Sanitation and Rehabilitation	4,800,938	21-Apr-04	Bombay	Manchester	Traditional	SI
222	Zion Mount Basic School Sanitation & Rehabilitation	2,601,103	30-May-03	Mount Peto	Hanover	Traditional	SI
	Grand Total	787,289,957					

* These are Phase 2 Hurricane Ivan projects that are currently in the design phase and costs are being finalized.

The figures in bold are Board Approved amounts for projects that are not yet completed.

The figures that are not in bold are disbursed amounts for projects in final completion (where the final accounts have been settled)

One project not shown on the above list was also approved for funding during the period indicated but was cancelled before completion for various reasons.

Under implementation methodology the designation of traditional indicates that the standard JSIF procedures are being used where the Fund handles all procurement and construction responsibilities. The community provides a "community contribution" of cash or kind to the project. The designation of CBC indicates that the community was in charge of procurement and construction with JSIF responsible only for monitoring and providing funds.

European Union – Poverty Reduction Programme (PRP)

Projects Approved: October 2001 – March 2005

#	Project Name	Project Amount J\$	Date Approved	District	Parish	Implementation Methodology	Sector
1	Barracks Road Primary School Expansion & Equipping	10,834,029	29-Oct-03	Montego Bay	St. James	CBC	SI
2	Brae Head / Crooked River Skills Training Centre Expansion & Equipping	17,804,685	22-Jun-05	Crooked River	Clarendon	CBC	SI
3	Bellevue Domestic Water Supply Construction	8,908,807	19-May-04	Bellevue	Portland	CBC	SI
4	Bethel New Testament Basic School Completion	3,041,986	29-Oct-03	Kencot	St. Andrew	CBC	SI
5	Bloomwell Basic School Construction	7,620,568	30-Jul-03	Thompson Town	Clarendon	Traditional	SI
6	Boston Primary School Expansion	4,947,706	27-Aug-03	Boston	Portland	CBC	SI
7	Brandon Hill to Bellair Road and Bridge Construction	11,131,051	30-May-03	Brandon Hill	St. Andrew	CBC	EI
8	Bybrook Water Supply Rehabilitation	21,338,259	28-Jul-04	Bybrook	Portland	CBC	SI
9	Cambridge Infant School Expansion & Equipping	7,316,202	29-Oct-03	Cambridge	St. James	CBC	SI

#	Project Name	Project Amount J\$	Date Approved	District	Parish	Implementation Methodology	Sector
10	Council Of Voluntary Social Services Building Construction	12,910,500	29-Oct-03	Allman Town	Kingston	CBC	SS
11	Crawford Primary School Sanitation	3,654,147	28-Oct-04	Crawford	St. Elizabeth	CBC	SI
12	Falmouth Market Rehabilitation	25,000,000	16-Mar-05	Falmouth	Trelawny	Traditional	EI
13	Gallilee Basic School Construction	8,895,331	29-Jan-03	Rollington Town	Kingston	CBC	SI
14	Gladys Sheriff Basic School Expansion	3,500,664	21-Apr-04	Whitfield Town	St. Andrew	CBC	SI
15	Hampstead All Age School Sanitation	4,241,817	28-Jul-04	Hampstead	St. Mary	CBC	SI
16	Hampstead Domestic Water Supply	19,649,885	24-Mar-04	Hampstead	St. Mary	CBC	SI
17	Karl Samuda (Black Ants Lane) Avenue Road Rehabilitation	1,630,122	27-Aug-03	White Hall	St. Andrew	Traditional	EI
18	Medina Basic School Construction	4,963,804	23-Jun-04	Medina	Manchester	CBC	SI
19	Mount Charles to Luna Feeder Road Rehabilitation	34,685,539	25-Jun-03	Castleton	St. Mary	CBC	EI
20	Mountain Pass Feeder Road Rehabilitation	10,066,278	28-Oct-04	Linstead	St. Catherine	CBC	EI
21	Mountain Pass Water Supply Rehabilitation	4,800,111	28-Oct-04	Linstead	St. Catherine	CBC	SI
22	New Road Domestic Water Supply Upgrade	12,499,089	24-Mar-04	Bonny Gate	St. Mary	Traditional	SI
23	Pedro River Water Supply Construction	5,459,375	28-Oct-04	Bensonton	St. Ann	CBC	SI
24	Portmore Park - West Bank Multi-purpose Sports Complex Construction	11,705,582	16-Mar-05	Portmore Park	St. Catherine	CBC	SI
25	Rowlandsfield Water Supply Upgrade	7,274,623	16-Mar-05	Rowlandsfield	St. Thomas	CBC	SI
26	St. Leonard Basic School Completion	4,832,161	29-Jan-03	St Leonards	Westmoreland	CBC	SI

#	Project Name	Project Amount J\$	Date Approved	District	Parish	Implementation Methodology	Sector
27	Wakefield Primary School Rehabilitation	1,600,579	21-Jan-04	Wakefield	Trelawny	CBC	SI
28	Whitfield Town Sanitation Upgrading Project	34,500,000	19-Dec-01	Bennettland	St. Andrew	CBC	SI
29	Wilbert Stewart Basic School Completion & Equipping	4,065,289	30-Jul-03	Harbour View	St. Andrew	CBC	SI
	Grand Total	293,821,592					

The figures in bold are Board Approved amounts for projects that are not yet completed.

The figures that are not in bold are disbursed amounts for projects in final completion (where the final accounts have been settled)

A project not indicated on the above list was also approved for funding during the period but was cancelled before completion for various reasons.

Under implementation methodology the designation of traditional indicates that the standard JSIF procedures are being used where the Fund handles all procurement and construction responsibilities. The community provides a "community contribution" of cash or kind to the project. The designation of CBC indicates that the community was in charge of procurement and construction with JSIF responsible only for monitoring and providing funds.

Basic Needs Trust Fund

Projects Approved: July 2003 – June 2005

#	Project Name	Project Amount J\$	Date Approved	District	Parish	Implementation Methodology	Sector
1	Arcadia Basic School Construction & Equipping	10,145,606	16-Feb-05	Morant Bay	St. Thomas	Traditional	SI
2	August Town Primary School Expansion	9,936,846	21-Jan-04	August Town	St. Andrew	Traditional	SI
3	Boscobel Primary School Expansion	7,133,608	18-Dec-02	Boscobel	St. Mary	Traditional	SI
4	Denham Town Primary School Sanitation	4,266,479	28-Oct-04	Denham Town	Kingston	Traditional	SI
5	George Cohen Basic School Construction	8,816,200	30-Sep-03	Port Antonio	Portland	Traditional	SI
6	Greenwich Town All Age School Rehabilitation	6,426,533	28-Oct-04	Greenwich Town	St. Andrew	Traditional	SI
7	Homestead Place of Safety Rehabilitation	13,222,198	30-Jul-03	Stony Hill	St. Andrew	Traditional	SI
8	Homestead Primary Rehabilitation and Sanitation	5,735,136	28-Oct-04	Homestead	St. Catherine	Traditional	SI
9	Horse Guard Basic School Expansion & Equipping	4,899,042	30-Jul-03	Horse Guard	St. James	Traditional	SI
10	May Day Basic School Expansion & Rehabilitation	6,829,518	24-Nov-04	May Day	Manchester	Traditional	SI
11	McAuley Primary School Rehabilitation & Sanitation	7,394,038	28-Oct-04	Spanish Town	St. Catherine	Traditional	SI
12	Ormsby Hall / Holy Rosary Primary School Rehabilitation	8,464,924	24-Nov-04	Central Downtown	Kingston	Traditional	SI

#	Project Name	Project Amount J\$	Date Approved	District	Parish	Implementation Methodology	Sector
13	Point Hill Remedial Centre Completion	3,091,050	30-Jul-03	Point Hill	St. Catherine	Traditional	SI
14	Rennock Lodge All Age School	8,871,500	24-Nov-04	D'Aguilar Town & Rennock Lodge	Kingston	Traditional	SI
15	Sanguinetti Basic School Construction & Equipping	9,550,189	30-Sep-03	Thompson Town	Trelawny	Traditional	SI
16	Seaview Gardens Primary School Expansion & Sanitation	9,642,281	24-Nov-04	Seaview Gardens	St. Andrew	Traditional	SI
17	Seaward Primary and Junior High School Rehabilitation and Sanitation	1,648,209	28-Oct-04	Seaward Pen	St. Andrew	Traditional	SI
18	St. Benedict's Primary School Expansion	12,596,853	22-Sep-04	Harbour View	St. Andrew	Traditional	SI
19	St. Michael's Primary School Rehabilitation	5,875,909	28-Oct-04	Central Down Town	Kingston	Traditional	SI
20	Tarrant Baptist Basic School Construction & Equipping	985,507	30-Sep-03	Molynes Gardens	St. Andrew	Traditional	SI
21	Watsonton Primary School Expansion	15,083,096	30-Sep-03	Lionel Town	Clarendon	Traditional	SI
	Grand Total	160,614,722					

The figures above are Board Approved amounts for projects that are not yet completed.

Other projects not indicated above were approved for funding during the period but were cancelled before completion for various reasons.

Under implementation methodology the designation of traditional indicates that the standard JSIF procedures are being used where the Fund handles all procurement and construction responsibilities. The community provides a "community contribution" of cash or kind to the project.

Caribbean Development Bank

Projects Approved: June 1998 – September 2003

#	Project Name	Project Amount J\$	Date Approved	District	Parish	Implementation Methodology	Sector
1	Above Rocks to Golden River Road Rehabilitation and Organisational Strengthening	18,588,927	27-Feb-02	Above Rocks	St. Catherine	Traditional	EI
2	Allsides Basic School Construction, Equipping and Organisational Strengthening	7,724,098	20-Jun-01	Wait-a-Bit	Trelawny	Traditional	SI
3	Alternatives to Infirmaries Organisational Strengthening	475,000	17-Jul-01	Downtown	Kingston	Traditional	OS
4	Amy Bailey & Other JAMSAVE Supported Schools OS	200,350	22-Nov-00	M	Multi Parish	Traditional	OS
5	Anti Crime Initiative - Easily Achievable Tasks in Selected Communities (Parade Gardens & Delacree Pen)	2,513,000	30-Sep-03	Multi-District	Multi Parish	Traditional	SI
6	Association of Clubs Summer Camp	150,000	26-Jun-02	Petersfield	Westmoreland	Traditional	SS
7	Barnstaple, Biddiford Citizens' Association Organisational Strengthening	285,800	28-Nov-01	Jackson Town	Trelawny	Traditional	OS
8	Bay Farm Villa Citizens Association Organisational Strengthening and Parenting Skills	108,940	25-Jul-01	Olympic Gardens	St. Andrew	Traditional	OS
9	Bay Farm Villas Summer Camp for Inner City Children	397,350	25-Jul-01	Olympic Gardens	St. Andrew	Traditional	SS
10	Belfield Community Development Committee Organisational Strengthening	84,400	30-May-01	Belfield	St. Mary	Traditional	OS
11	Belfield to Albany Feeder Road Rehabilitation	12,755,278	24-Jan-01	Belfield	St. Mary	Traditional	EI
12	Bellevue Basic School Expansion	2,385,470	20-Jun-01	Swift River	Portland	Traditional	SI
13	Belmore Feeder Road Rehabilitation	6,355,939	9-Oct-02	Mt. James	St. Andrew	Traditional	EI
14	Bethal Gap to Richmond Gap Pipeline Upgrading	23,583,694	28-Aug-02	Cedar Valley	St. Thomas	Traditional	SI

#	Project Name	Project Amount J\$	Date Approved	District	Parish	Implementation Methodology	Sector
15	Biddiford to Jackson Road Rehabilitation	8,572,550	30-May-01	Jackson Town	Trelawny	Traditional	EI
16	Bloombury Road Rehabilitation and Organisational Strengthening	14,311,815	27-Feb-02	Holland	St. Elizabeth	Traditional	EI
17	Bogue Hill All Age School Expansion and Equipping	7,922,072	31-Oct-01	Montego Bay	St. James	Traditional	SI
18	Bogue Roads Rehabilitation and Organisational Strengthening	13,214,779	24-Jul-02	Balaclava	St. Elizabeth	Traditional	EI
19	Boscobel Primary School Rehabilitation	5,601,972	22-Nov-00	Boscobel	St. Mary	Traditional	SI
20	Brandon Hill Basic School Completion	3,878,526	29-Jul-99	Brandon Hill	St. Andrew	Traditional	SI
21	Brandon Hill Basic School Minor Works	372,091	18-Dec-02	Golden Spring	St. Andrew	Traditional	SI
22	Brighton Basic School Completion and Equipping	4,496,501	23-Oct-02	Santa Cruz	St. Elizabeth	Traditional	SI
23	Burn to Jericho Road Rehabilitation	7,940,929	9-Oct-02	Kellits	Clarendon	Traditional	EI
24	Cairn Curran Basic School Construction & Equipping	5,755,639	23-Oct-02	Savanna-la-Mar	Westmoreland	Traditional	SI
25	Canaan Height Basic School Equipping and Fencing	369,743	9-Oct-02	May Pen	Clarendon	Traditional	SI
26	Canaan Heights Community Organisational Strengthening	219,164	28-Sep-00	May Pen	Clarendon	Traditional	OS
27	CBO Leadership Strengthening for Participation in Local Governance	3,579,212	28-Sep-00	M	Multi Parish	Traditional	OS
28	Centre for HIV/AIDS Research, Education and Services (CHARES) Expansion & Equipping	4,416,042	22-Nov-00	Mona	St. Andrew	Traditional	SI
29	Champion Community Club Summer Camp	156,900	26-Jun-02	Waterhouse	St. Andrew	Traditional	SS
30	Cheapside Basic School Expansion & Refurbishing	5,850,152	21-Mar-01	Junction	St. Elizabeth	Traditional	SI
31	Child Abuse Project Phase 1: Parish Teams and Work Plans	201,875	31-Aug-00	M	Multi Parish	Traditional	SS
32	Clarendon Infirmary Rehabilitation	5,868,979	28-Nov-01	Denbigh	Clarendon	Traditional	SI
33	Coburn Gardens Summer School Programme	158,352	26-Jun-02	Olympic Gardens	St. Andrew	Traditional	SS
34	Coffee Piece Road Rehabilitation	9,467,698	24-Jan-01	Belfield	St. Mary	Traditional	EI

#	Project Name	Project Amount J\$	Date Approved	District	Parish	Implementation Methodology	Sector
35	Combined Disabilities Association OS	310,786	28-Sep-00	Mona	St. Andrew	Traditional	OS
36	Community Development Best Practices Exposition	698,995	19-Sep-01	M	Multi parish	Traditional	OS
37	Community Facilities Maintenance Skills Training	834,079	24-Jan-01	M	Multi Parish	Traditional	SS
38	Cornwall Barracks Development Association OS	272,224	12-Apr-00	Moore Town	Portland	Traditional	OS
39	Cornwall Gardens Basic School PTA OS	232,840	25-Apr-01	Montego Bay	St. James	Traditional	OS
40	COSPROD Richmond Farm Pullet Production	1,937,531	31-Oct-01	Richmond	St. Mary	Traditional	EI
41	Covenant Basic School Equipping	226,381	27-Nov-02	August Town	St. Andrew	Traditional	SI
42	Craig Town Organisational Strengthening	461,800	28-Aug-02	Jones Town	St. Andrew	Traditional	OS
43	Craig Town Youth Summer Club	274,645	26-Jun-02	Jones Town	St. Andrew	Traditional	SS
44	Craighead to Bigwoods Road Rehabilitation	6,226,235	18-Dec-02	Craighead	Manchester	Traditional	EI
45	Craighton All Age School Rehabilitation & Expansion	13,840,122	18-Dec-02	Gordon Town	St. Andrew	Traditional	SI
46	CRDC Hygiene & Sanitation Manual	180,000	24-Jan-01	M	Multi Parish	Traditional	SS
47	Creative Craft Plus Organisational Strengthening	348,460	12-Apr-00	M	Multi Parish	Traditional	OS
48	Dela-Vega City Youth Club and Salt Pond Road Community Organisational Strengthening	379,985	20-Dec-00	Spanish Town	St. Catherine	Traditional	OS
49	Delveland Basic School Completion & Equipping	5,923,609	27-Nov-02	Delve Bridge	Westmoreland	Traditional	SI
50	Drew's Avenue Primary Parent Teacher's Association Organisational Strengthening	223,998	22-Nov-00	Drewsland	St. Andrew	Traditional	OS
51	Drewsland, Jack's Hill, Tavares Gardens Parenting Skills Training	16,648	21-Feb-01	Drewsland	St. Andrew	Traditional	SS
52	Elderslie Basic School Equipping	158,799	29-May-02	Ipswich	St. Elizabeth	Traditional	SI
53	Elletson Methodist Basic School Roofing	1,743,717	22-Nov-00	Bourmouth Gardens	Kingston	Traditional	SI
54	Elletson Primary and Infant Schools Fencing	2,188,643	20-Jun-01	Franklyn Town	Kingston	Traditional	SI
55	Enhancing Capacities of SDC and NGO Partners to Foster Community Participation in Project Design	4,932,500	27-Feb-02	M	Multi parish	Traditional	OS

#	Project Name	Project Amount J\$	Date Approved	District	Parish	Implementation Methodology	Sector
56	Enhancing Capacities of SDC to provide effective maintenance strategies to enable communities to sustain their infrastructural projects	2,181,000	27-Feb-02	M	Multi parish	Traditional	OS
57	Epworth Basic School Expansion & Equipping	3,789,507	27-Nov-02	Epworth	St. Ann	Traditional	SI
58	Esher Martin Basic School Construction, Equipping and OS	5,741,259	21-Mar-01	Martin	St. Mary	Traditional	SI
59	Ewarton Primary School Sanitation	3,349,117	27-Nov-02	Ewarton	St. Catherine	Traditional	SI
60	Farm Town Basic School completion, Equipping & Organisational Strengthening	997,230	31-Oct-01	Discovery Bay	St. Ann	Traditional	SI
61	Flower Hill Agro-Processing	5,202,538	28-Nov-01	Flower Hill	St. James	Traditional	EI
62	Four Paths community Centre Expansion	1,952,230	24-Jan-01	Four Paths	Clarendon	Traditional	SI
63	Free Town Road Rehabilitation	8,679,638	31-Oct-01	Glengoffe	St. Catherine	Traditional	EI
64	Free Town Water Supply Upgrading	2,454,751	27-Feb-02	Glengoffe	St. Catherine	Traditional	SI
65	Freeman's Hall Citizens' Association Organisational Strengthening	67,074	27-Feb-02	Albert Town	Trelawny	Traditional	OS
66	Friendship Basic School Fencing and Equipping	805,584	9-Oct-02	Wakefield	Trelawny	Traditional	SI
67	Fyffe's Pen Basic School P.T.A. Organisational Strengthening	159,061	30-May-01	Brompton	St. Elizabeth	Traditional	OS
68	Gappist Movement Summer Camp	80,000	26-Jun-02	Kintyre	St. Andrew	Traditional	SS
69	George's Valley Basic School Completion & Equipping	4,595,281	28-Aug-02	Braes River	St. Elizabeth	Traditional	SI
70	Gilblatore Road Rehabilitation	10,370,207	23-Oct-02	Bog Walk	St. Catherine	Traditional	EI
71	Girl's Town Rehabilitation, Equipping and Social Services	2,421,424	19-Dec-01	Half Way Tree	St. Andrew	Traditional	SI
72	Glen Vincent Bromfield (Barton-Newton) Community Resource Centre Completion and Organisational Strengthening	4,318,800	19-Dec-01	Maggotty	St. Elizabeth	Traditional	SI
73	Golden Grove Basic School Completion, Equipping and Organisational Strengthening	6,744,450	28-Nov-01	Golden Grove	St. Ann	Traditional	SI

#	Project Name	Project Amount J\$	Date Approved	District	Parish	Implementation Methodology	Sector
74	Grange Hill to Packi River Road Upgrading (Dillon Road)	9,267,150	25-Jun-98	Moore Town	Portland	Traditional	EI
75	Granville All Age School Expansion and Equipping	6,864,363	31-Oct-01	Granville / Pitfour	St. James	Traditional	SI
76	Granville Place of Safety Rehabilitation and Organisational Strengthening	7,541,693	28-Nov-01	Granville	Trelawny	Traditional	SI
77	Greenwich Town CDC OS & Youth Life Skills Development Programme	478,899	21-Mar-01	Greenwich Town	St. Andrew	Traditional	OS
78	Greenwich Town Computer Centre Equipping and Social Services	310,900	24-Jul-02	Greenwich Town	St. Andrew	Traditional	SI
79	Gregory Park Prophecy Basic School Construction	6,440,474	22-Nov-00	Portmore	St. Catherine	Traditional	SI
80	Hagley Gap to Penlyne Castle Pipeline Upgrading	9,175,087	3-May-02	Hagley Gap	St. Thomas	Traditional	SI
81	Happy Grove Basic School Construction & Equipping	6,162,104	28-Aug-02	New Market	St. Elizabeth	Traditional	SI
82	Hartland Citizens' Association Organisational Strengthening	88,764	30-May-01	Port Maria	St. Mary	Traditional	OS
83	Hermitage to Farm Road Rehabilitation	6,492,338	28-Aug-02	Wilmington	St. Thomas	Traditional	EI
84	Heywood Hall Citizens' Association Organisational Strengthening	224,447	28-Nov-01	Hampstead	St. Mary	Traditional	OS
85	Hinds Town Basic School Equipping & OS	370,757	27-Feb-02	Walkerswood	St. Ann	Traditional	SI
86	Holly Hill Primary and Infant School Fencing	986,813	26-Jun-02	Darliston	Westmoreland	Traditional	SI
87	Hope for Children, Camp Hope	498,369	26-Jun-02	Whitfield Town	St. Andrew	Traditional	SS
88	Hunt's Town Basic School Equipping and Organisational Strengthening	219,826	25-Jul-01	Port Maria	St. Mary	Traditional	SI
89	Inner City Communities and Police Participatory Learning and Action Project, Kingston, St. Andrew and St. Catherine	1,110,695	20-Dec-00	M	Multi Parish	Traditional	OS

#	Project Name	Project Amount J\$	Date Approved	District	Parish	Implementation Methodology	Sector
90	Inner-city Development Employment Agency and Liaison Service (Jamaica Chamber of Commerce)	973,764	22-Nov-00	Downtown	Kingston	Traditional	OS
91	Inner-city Renewal Programme Participation Assistance	12,695,000	25-Jul-01	Downtown	Kingston	Traditional	OS
92	Ione Whorms Inner- City Counseling Centre Summer Camp	250,620	28-Aug-02	Fletcher's Land	Kingston	Traditional	SS
93	Jackson Town Basic School Fencing and Equipping	140,453	28-Nov-01	Jackson Town	Trelawny	Traditional	SI
94	Jamaica Association for Persons with Mental Retardation Building Completion	4,882,916	22-Aug-00	Mona	St. Andrew	Traditional	SI
95	Jambos Pond Road Rehabilitation and Organisational Strengthening	13,286,297	31-Oct-01	Glengoffe	St. Catherine	Traditional	EI
96	James Hill Basic School Completion and Organisational Strengthening	494,160	20-Mar-02	James Hill	Clarendon	Traditional	SI
97	James Mountain Basic School Equipping	152,494	29-May-02	Sligoville	St. Catherine	Traditional	SI
98	Job Preparation Skills Module Development and Equipping of Samaritan Centre	290,601	25-Jul-01	Downtown	Kingston	Traditional	SS
99	Jones Town Area Council Organisational Strengthening	134,985	22-Aug-00	Jones Town	St. Andrew	Traditional	OS
100	Jones Town Area Council Summer Camp	215,000	26-Jun-02	Jones Town	St. Andrew	Traditional	SS
101	Jubilee Over River Road Rehabilitation	5,850,362	24-Jan-01	Belfield	St. Mary	Traditional	EI
102	Jubilee Town Basic School Equipment	116,500	24-Jul-02	Spanish Town	St. Catherine	Traditional	SI
103	Kitson Town Health Centre Construction	9,044,138	20-Mar-02	Kitson Town	St. Catherine	Traditional	SI
104	KMR Youth Clubs Organisational Strengthening	441,824	28-Sep-00	Whitfield Town	St. Andrew	Traditional	OS
105	Litchfield Basic School Completion, Equipping and Hygiene Awareness Training	5,464,764	19-Dec-01	Litchfield	Manchester	Traditional	SI
106	Longwood Basic School Construction & Equipping	4,353,020	27-Nov-02	Race Course	Clarendon	Traditional	SI
107	Lowe River Primary and Junior High School Chicken Rearing	761,072	29-May-02	Lowe River	Trelawny	Traditional	EI

#	Project Name	Project Amount J\$	Date Approved	District	Parish	Implementation Methodology	Sector
108	Low River Primary Parent Teachers' Association Organisational Strengthening	240,489	22-Nov-00	Lorrimers	Trelawny	Traditional	OS
109	Lower Litchfield Basic School Construction & Equipping	7,900,701	27-Nov-02	Litchfield	Trelawny	Traditional	SI
110	Marcus Garvey Immortal Youth Club	69,982	26-Jun-02	Whitfield Town	St. Andrew	Traditional	SS
111	Marverly Primary School Summer Camp (Movement Star Youth Club)	104,657	26-Jun-02	Marverly	St. Andrew	Traditional	SS
112	Maybole Road Rehabilitation and Organisational Strengthening	16,296,058	20-Jun-01	Ginger Hill	St. Elizabeth	Traditional	EI
113	Middleton Farmers Development Society Organisational Strengthening	164,880	20-Jun-01	Irish Town	St. Andrew	Traditional	OS
114	Mount Olivett Boy's Home Expansion	5,322,540	21-Mar-01	Mandeville	Manchester	Traditional	SI
115	Mount Pelier Basic School Expansion	5,088,524	9-Oct-02	Sandy Bay	Hanover	Traditional	SI
116	National Parenting Advocacy	758,600	26-Jun-02	Multi-District	Multi Parish	Traditional	SS
117	New Broughton Basic School Rehabilitation	1,934,817	26-Jun-02	Cross Keys	Manchester	Traditional	SI
118	New Building Multi-purpose Co-operative Society Ltd. Organisational Strengthening	261,280	20-Dec-00	Nain	St. Elizabeth	Traditional	OS
119	New Market Oval Citizens - Training in Parenting Skills Development	169,675	22-Nov-00	Savanna-la-Mar	Westmoreland	Traditional	SS
120	New Works Road Upgrading	9,270,723	12-Sep-01	New Works	Westmoreland	Traditional	EI
121	North Gully Wall Construction and Capacity Building	12,171,445	21-Feb-01	Montego Bay	St. James	Traditional	SI
122	Olympic Gardens Football Field Upgrading & Fencing	902,838	28-Aug-02	Olympic Gardens	St. Andrew	Traditional	SI
123	Partners for Peace Inner City Conference	447,719	20-Mar-02	Central Down Town	Kingston	Traditional	OS
124	Petersville Basic School Completion & Equipping	3,460,728	23-Oct-02	Petersville	Westmoreland	Traditional	SI
125	Pleasant Hill / Fort George / Baxter Mountain Road Rehabilitation	12,627,387	21-Feb-01	Annotto Bay	St. Mary	Traditional	EI

#	Project Name	Project Amount J\$	Date Approved	District	Parish	Implementation Methodology	Sector
126	Port Royal Community Groups Organisational Strengthening	181,664	12-Sep-01	Port Royal	Kingston	Traditional	OS
127	Ramble Basic School equipping	56,035	25-Apr-01	Porus	Manchester	Traditional	SI
128	Red Ground Citizens Association & Ting- a-Ling Youth Club OS	97,678	2-Jul-01	Old Harbour	St. Catherine	Traditional	OS
129	Resource Road Rehabilitation	10,620,606	30-May-01	Grove Town	Manchester		EI
130	Richmond Agro-Processing Stakeholder Planning Workshop (Phase 1)	318,590	20-Jun-01	Richmond	St. Mary	Traditional	OS
131	Riverton Meadows, Rae Town and Majesty Gardens Parenting Project	95,650	20-Jun-01	Riverton Meadows	St. Andrew	Traditional	SS
132	Rock River All Age School Expansion	5,645,923	23-Jan-02	Rock River	St. Mary	Traditional	SI
133	Rock River All Age School Organisational Strengthening	227,968	27-Feb-02	Rock River	St. Mary	Traditional	OS
134	Rose Hill Community Centre, Basic School Rehabilitation and Organisational Strengthening	9,077,005	25-Jul-01	Linstead	St. Catherine	Traditional	SI
135	Rose Hill Basic School Equipping	109,098	29-May-02	Rose Hill	Manchester	Traditional	SI
136	Rose Town Summer Camp	163,865	26-Jun-02	Rae Town	Kingston	Traditional	SS
137	Sandy Bank Basic School Rehabilitation	689,660	28-Aug-02	Treasure Beach	St. Elizabeth	Traditional	SI
138	S-Corner Community Play Centre Construction, Equipping and Organisational Strengthening	2,910,237	12-Sep-01	Vineyard Town	St. Andrew	Traditional	SI
139	Sinks to Burn Road Rehabilitation	9,551,631	9-Oct-02	Kellits	Clarendon	Traditional	EI
140	Smithfield Basic School Expansion	5,194,733	28-Nov-01	Cascade	Hanover	Traditional	SI
141	Spanish Town Primary School Expansion	7,812,025	22-Nov-00	Spanish Town	St. Catherine	Traditional	SI
142	Spicy Hill Basic School Fencing and Organisational Strengthening	458,346	24-Jul-02	Spicy Hill	Trelawny	Traditional	SI
143	Spring Garden and Rock Spring Community Groups Organisational Strengthening	423,840	29-May-02	Spring Gardens	Trelawny	Traditional	OS
144	Spring Garden to Wilmington Road Rehabilitation	10,579,451	28-Aug-02	Wilmington	St. Thomas	Traditional	EI
145	St. Andrew Parish Church Home for Girls	1,804,023	22-Nov-00	Half Way Tree	St. Andrew	Traditional	SI
146	St. Augustine Place of Safety Rehabilitation	3,552,200	12-Sep-01	Chapelton	Clarendon	Traditional	SI
147	St. Christopher's School for the Deaf Fencing	1,012,273	18-Dec-02	Brown's Town	St. Ann	Traditional	SI

#	Project Name	Project Amount J\$	Date Approved	District	Parish	Implementation Methodology	Sector
148	St. Elizabeth Homecoming Foundation OS (St Elizabeth Participatory Education Planning for Continuing Adult Education)	650,452	22-Aug-00	Multi-District	St. Elizabeth	Traditional	OS
149	St. Jago Basic School Sanitation	322,175	25-Jul-01	Asia	Manchester	Traditional	SI
150	St. Paul's Chapel Basic School Construction	9,150,156	25-Apr-01	Chapelton	Clarendon	Traditional	SI
151	St. Peter's Basic School Equipping	252,470	24-Jul-02	Treasure Beach	St. Elizabeth	Traditional	SI
152	Strathmore Garden Children's Place of Safety Rehabilitation	1,102,117	12-Sep-01	Strathmore Gardens	St. Catherine	Traditional	SI
153	Summer Camp and the Liguanea Cyber-Centre	129,600	26-Jun-02	Liguanea	St. Andrew	Traditional	SS
154	Support for School Children Severe Behavioral Probs.	856,904	20-Jan-00	M	Multi Parish	Traditional	SS
155	Swift Purcell Boy's Home Rehabilitation, Equipping and Social Services	3,497,241	20-Mar-02	Clonmel	St. Mary	Traditional	SI
156	Tavern Citizens' Association and Youth Club Organisational Strengthening	693,833	24-Jan-01	Papine	St. Andrew	Traditional	OS
157	Tivoli Gardens Gully Rehabilitation	1,945,537	22-Nov-00	Tivoli Gardens	Kingston	Traditional	SI
158	Trench Town community Based Organisations (Wilton / Federal Gardens District) Organisational Strengthening	915,102	22-Nov-00	Trench Town	St. Andrew	Traditional	OS
159	Trinityville Skills Training Centre Equipment & Roof Repair	1,192,173	24-Jan-01	Trinityville	St. Thomas	Traditional	SI
160	Troja Basic School Sanitation, Rehabilitation & Hygiene Awareness Training	2,802,837	27-Nov-02	Troja	St. Catherine	Traditional	SI
161	Victoria Basic School Completion and Equipping	3,203,164	9-Oct-02	Thompson Town	Clarendon	Traditional	SI
162	Water Glades Golden Age Association Equipping	91,597	9-Oct-02	Waterhouse	Kingston	Traditional	SI
163	Watson Grove Basic School Construction	5,918,348	30-May-01	Portmore	St. Catherine	Traditional	SI
164	White Hall Cross Basic Construction and Rehabilitation	5,884,842	20-Mar-02	Middle Quarters	St. Elizabeth	Traditional	SI

#	Project Name	Project Amount J\$	Date Approved	District	Parish	Implementation Methodology	Sector
165	Wickwar / Silvergrove Road Rehabilitation and Organisational Strengthening	11,522,814	12-Sep-01	Huntley	Manchester	Traditional	EI
166	Woodlands Basic School Completion	3,287,462	26-Jun-02	Cross Keys	Manchester	Traditional	SI
167	York Street Primary School Sanitary Facilities & Hygiene Behavior Change Training	5,506,534	25-Apr-01	Linstead	St. Catherine	Traditional	SI
168	Young Peoples Movement Summer Camp	191,000	26-Jun-02	Central Down Town	Kingston	Traditional	SS
169	Youth Opportunities Unlimited (YOU) Summer Enrichment Programme	797,999	24-Jul-02	Cross Roads	St. Andrew	Traditional	SS
	Grand Total	606,754,934					

The figures in bold are Board Approved amounts for projects that are not yet completed.

The figures that are not in bold are disbursed amounts for projects in final completion (where the final accounts have been settled)

Other projects not indicated above were approved for funding during the period but were cancelled before completion for various reasons.

Under implementation methodology the designation of traditional indicates that the standard JSIF procedures are being used where the Fund handles all procurement and construction responsibilities. The community provides a "community contribution" of cash or kind to the project.

Inter-American Development Bank

Projects Approved: June 1998 – November 2000

Parish	Number Projects Per Parish	Amount Disbursed J\$
Clarendon	3	18,224,603
Hanover	7	39,403,499
Kingston	5	20,443,076
Manchester	4	23,977,134
Multi Parish	2	11,244,696
Portland	9	44,453,115
St. Andrew	7	22,864,326
St. Ann	2	19,441,101
St. Catherine	6	35,391,977
St. Elizabeth	5	27,928,606
St. James	4	17,865,809
St. Mary	6	30,726,815
St. Thomas	1	3,370,931
Trelawny	3	8,345,002
Westmoreland	8	46,759,707
Grand Total	72	370,440,397

Organisation of Petroleum Exporting Countries

Projects Approved: April 1998 – August 2000

Parish	Number Projects Per Parish	Amount Disbursed J\$
Manchester	2	5,771,596
Portland	1	135,592
St. Andrew	6	17,352,296
St. Ann	1	10,196,383
St. Catherine	2	18,194,358
St. Thomas	2	33,746,663
Grand Total	14	85,396,888

Government of the Netherlands

Projects Approved: February 1997- October 1998

Parish	Number Projects Per Parish	Amount Disbursed J\$
Clarendon	2	13,365,057
St. Andrew	3	30,870,531
St. Elizabeth	3	28,603,229
St. Mary	1	17,777,267
St. Thomas	1	16,568,083
Grand Total	10	107,184,167

World Bank – Loan (1)

Projects Approved: October 1996 - July 2001

Parish	Number of Projects Per Parish	Amount Disbursed J\$
Clarendon	20	111,692,676
Hanover	9	32,435,884
Kingston	12	18,052,427
Manchester	8	19,698,832
Multi Parish	11	25,631,373
Portland	16	65,616,877
St. Andrew	28	72,137,390
St. Ann	5	19,933,574
St. Catherine	16	96,966,329
St. Elizabeth	8	28,143,712
St. James	9	45,052,815
St. Mary	6	13,817,778
St. Thomas	10	40,356,831
Trelawny	7	29,377,486
Westmoreland	12	56,072,062
Grand Total	177	674,986,047

Government of Jamaica

Projects Approved: October 1997 – June 2005

#	Project Name	Project Amount J\$	Date Approved	District	Parish	Implementation Methodology	Sector
1	Amy Bailey Basic School Rehabilitation	323,677	30-May-03	Cross Roads	St. Andrew	Traditional	SI
2	Area Youth Council Foundation OS	3,890,600	28-Oct-99	M	Kingston	Traditional	OS
3	Arnett Gardens Community Interactive Centre Rehabilitation, Equipping and Organisational Strengthening	5,268,115	20-Mar-02	Trench Town	St. Andrew	Traditional	SI
4	Belmont to Cherry Hill Road Rehabilitation	17,197,223	23-Oct-02	Bluefields	Westmoreland	Traditional	EI
5	Best Kept Basic Schools Competition	855,700	25-Apr-01	M	Multi Parish	Traditional	OS
6	Boys Town All Age School Expansion	12,440,027	17-May-00	Trench Town	St. Andrew	Traditional	SI
7	Brandon Hill Community Development Committee Organisational Strengthening	202,876	31-Aug-00	Brandon Hill	St. Andrew	Traditional	OS
8	Catadupa Water Supply Upgrading & OS	11,718,668	27-Nov-02	Catadupa	St. James	Traditional	SI
9	Cavalliers Parent Teachers Association Organisational Strengthening	241,590	31-Aug-00	Cavalliers	St. Andrew	Traditional	OS
10	Champion Community Club Summer Camp	156,900	26-Jun-02	Waterhouse	St. Andrew	Traditional	SS

#	Project Name	Project Amount J\$	Date Approved	District	Parish	Implementation Methodology	Sector
11	Cocoa Walk Road - Top Hill to Resource Main Road (intersection) Rehabilitation	6,441,189	19-Feb-03	Marie Hill	Manchester	Traditional	EI
12	Coolshade to Mexico Road Rehabilitation	12,225,475	30-May-03	Bog Walk	St. Catherine	Traditional	EI
13	Farm Heights Community Centre - Completion & Equipping	9,100,418	23-Apr-98	Montego Bay	St. James	Traditional	SI
14	Forest Mountain to Content Road Rehabilitation	19,345,686	23-Apr-03	Content	St. Elizabeth	Traditional	EI
15	Fort George /Camberwell / Georges Hope Road Rehabilitation	35,689,257	21-Feb-01	Annotto Bay	St. Mary	Traditional	EI
16	Fraser Wood to Hopewell Road Rehabilitation	9,530,145	24-Jul-02	Highgate	St. Mary	Traditional	EI
17	George North to Prudence Shop Road Rehabilitation	14,371,178	19-Feb-03	Spalding	Manchester	Traditional	EI
18	Golden Run Water Supply (2)	1,974,300	25-Jul-01	Craig Head	Manchester	Traditional	SI
19	Hartland Road Rehabilitation	15,027,125	24-Jan-01	Port Maria	St. Mary	Traditional	EI
20	Hartland Water Supply	3,104,640	2-Jul-01	Port Maria	St. Mary	Traditional	SI
21	Hurricane Ivan Repairs - Bethabra Primary School	129,924	October - November 2004	Newport	Manchester	Traditional	SI
22	Hyman Town to Prudence Shop Road Rehabilitation	10,302,882	19-Feb-03	Spalding	Manchester	Traditional	EI
23	Ionie Whorms Summer Camp 2003	472,105	30-Jul-03	Fletcher's Land	Kingston	Traditional	SS

#	Project Name	Project Amount J\$	Date Approved	District	Parish	Implementation Methodology	Sector
24	Jamaica Household Workers Association - Organisational Strengthening	1,155,656	23-Jul-98	M	Multi Parish	Traditional	OS
25	Jamaica Household Workers OS : Phase 2	945,970	25-Nov-99	M	Multi Parish	Traditional	OS
26	Jamaica Values and Attitudes (JAMVAT) Project	5,696,010	19-Dec-01	M	Multi parish	Traditional	SS
27	Kingston Public Hospital - Equipment & Furniture	2,655,866	25-Nov-99	Multi-District	Multi Parish	Traditional	SI
28	Kingston Public Hospital Renal Dialysis Equip. Refurbishing	2,287,500	29-Jul-99	Downtown	Kingston	Traditional	SI
29	Life Coping Skills for Inner City Children 6-12 Years	297,220	16-Dec-99	M	Multi Parish	Traditional	SS
30	Logie Green Road Rehabilitation	3,779,435	19-Mar-03	Spaldings	Clarendon	Traditional	EI
31	Lorrimers Water Supply Upgrading	5,647,974	25-Jul-01	Lorrimers	Trelawny	Traditional	SI
32	Marverly Parenting Project	227,812	17-May-00	Marverley	St. Andrew	Traditional	OS
33	May Pen Cemetary Rehabilitation	3,324,687	28-Jul-04	West Down Town	Kingston	Traditional	SI
34	May Pen Infant School Rehabilitation	87,155	30-May-03	May Pen	Clarendon	Traditional	SI
35	Morant Road Rehabilitation	828,930	19-Mar-03	Spaldings	Clarendon	Traditional	EI
36	Mother Fleure Water Supply (2)	4,945,280	25-Jul-01	Craighead	Manchester	Traditional	SI
37	Oakglades Multi-purpose Centre Rehabilitation	12,956,347	29-May-02	Delacree Pen	St. Andrew	Traditional	SI

#	Project Name	Project Amount J\$	Date Approved	District	Parish	Implementation Methodology	Sector
38	Paradise Basic School Construction	6,513,883	30-May-01	Downtown	Kingston	Traditional	SI
39	Pear Tree Grove Water Supply Upgrading (2)	5,231,918	20-Mar-02	Guy's Hill	St. Catherine	Traditional	SI
40	Riverton Meadows Skills Training Centre OS	294,400	16-Dec-99	Riverton Meadows	St. Andrew	Traditional	OS
41	Robins River to Mt. Airy Road Rehabilitation	18,015,507	23-Oct-02	Bluefields	Westmoreland	Traditional	EI
42	Rural Family Support Resource Centre Upgrading	152,500	30-May-03	M	Multi Parish	Traditional	SI
43	Sadom (Moravia) Road Rehabilitation	1,734,304	19-Mar-03	Moravia	Clarendon	Traditional	SI
44	Spanish Town Hospital Sewerage Treatment Plant Equipping	10,531,016	25-Nov-99	Spanish Town	St. Catherine	Traditional	SI
45	Spanish Town Infirmary Minor Rehabilitation Works	2,005,144	22-Aug-00	Spanish Town Central	St. Catherine	Traditional	SI
46	Spring Vale Parent Teachers Association Organisational Strengthening	194,113	31-Aug-00	Spanish Town	St. Catherine	Traditional	OS
47	St. Andrew Care Centre Completion	2,192,606	29-May-02	Half Way Tree	St. Andrew	Traditional	SI
48	St. Patrick's Foundation Skills Training Center Rehabilitation	615,646	23-Apr-03	M	Multi Parish	Traditional	SI
49	St. Thomas Health Department Rehabilitation	508,351	23-Apr-03	Morant Bay	St. Thomas	Traditional	SI
50	Trelawny Mediation Association Conflict Resolution (equipment)	80,456	25-Jul-01	Falmouth	Trelawny	Traditional	SS

#	Project Name	Project Amount J\$	Date Approved	District	Parish	Implementation Methodology	Sector
51	University of the West Indies Sports Camp 2003	365,000	30-Jul-03	Mona	St. Andrew	Traditional	SS
52	Upper Litchfield Basic School Furniture & Equipment	395,587	18-Dec-02	Litchfield	Trelawny	Traditional	SI
53	Vision Development Foundation/Tony Spaulding Sports Complex	16,309,712	30-Oct-97	Jones Town	Kingston	Traditional	SI
54	Windsor Girls Home	12,086,173	25-Jul-00	St. Ann's Bay	St. Ann	Traditional	SI
55	Woodlands to Tatewood Road Rehabilitation	31,094,004	23-Apr-03	Woodlands	St. Elizabeth	Traditional	EI
56	Youth Inclusion Through Information & Communication Technology	182,784	30-Jul-03	Half Way Tree	St. Andrew	Traditional	SS
	Grand Total	343,348,644					

The figures in bold are Board Approved amounts for projects that are not yet completed.

The figures that are not in bold are disbursed amounts for projects in final completion (where the final accounts have been settled)

Other projects not indicated above were approved for funding during the period but were cancelled before completion for various reasons.

Under implementation methodology the designation of traditional indicates that the standard JSIF procedures are being used where the Fund handles all procurement and construction responsibilities. The community provides a "community contribution" of cash or kind to the project.

Director's Report

Directors' Report to the Stockholders

The Directors are pleased to submit this report along with the Audited Financial statements for the year ended March 31, 2005.

Financial Position

The financial position of the JSIF at March 31, 2005 is shown in the financial statements on page 71.

Below is a summary of the financial position:

Summary of Financial Position

	\$(J)
Current Assets	144,779,255
Current Liabilities	144,778,255
Net Current Assets	1,000
Financed by Shareholder's Equity	1,000

Dividends

No dividends were recommended for payment, in accordance with the prohibition contained in the company's Memorandum of Association

Directors


In accordance with Articles 100 and 103 of the Company's Articles of Association, the Directors retiring by rotation are Dr. Wesley Hughes, Mr. Donovan Perkins and Ms. Grace Jackson, all of whom being eligible offer themselves for re-election.

Auditors

Deloitte and Touche have indicated their willingness to continue as auditors and so their appointment will be proposed at the Ninth Annual General Meeting.

The Directors wish to thank the Management and staff for their strong commitment and tireless efforts throughout the company's ninth year of operation.

SIGNED ON BEHALF OF THE BOARD



Dr. Wesley Hughes
Chairman

Dated this 19th day of September, 2005

Auditor's Report

Deloitte

Deloitte & Touche
Chartered Accountants
7 West Avenue
Kingston Gardens
P.O. Box 13 Kingston 4
Jamaica, W.I.

Tel: (876) 922 6825-7
Fax: (876) 922 7673
<http://www.deloitte.com.jm>

42B & 42C Union Street
Montego Bay
Jamaica, W.I.

Tel: (876) 952 4713-4
Fax: (876) 979 0246

Statement I

To the members of

JAMAICA SOCIAL INVESTMENT FUND LIMITED

We have audited the accompanying balance sheet of Jamaica Social Investment Fund Limited as of March 31, 2005 for the year then ended and have received all the information and explanations which we considered necessary. These financial statements are the responsibility of the directors and management. Our responsibility is to express an opinion on these financial statements based on our audit.

We conducted our audit in accordance with International Standards on Auditing. Those standards require that we plan and perform the audit to obtain reasonable assurance that the financial statements are free of material misstatements. An audit includes examining, on a test basis, evidence supporting the amounts and disclosures in the financial statements. An audit also includes assessing the accounting principles used and significant estimates made by directors and management, as well as evaluating the overall financial statements presentation. We believe our audit provides a reasonable basis for our opinion.

In our opinion, proper accounting records have been kept and the financial statements, which are in agreement therewith, present fairly in all material respects the state of the company's affairs as at March 31, 2005, in accordance with International Financial Reporting Standards and comply with the provisions of the Jamaican Companies Act.

Deloitte & Touche
Chartered Accountants

Kingston, Jamaica
August 23, 2005

A member firm of
Deloitte Touche Tohmatsu

Donald S. Reynolds, Carey O. Metz, Audley L. Gordon, Winston G. Robinson, Fagan E. Calvert

Associate: Gihan C. deMel

Consultant: T. Sydney Fernando

JAMAICA SOCIAL INVESTMENT FUND LIMITED

BALANCE SHEET AS AT MARCH 31, 2005

	<u>Notes</u>	<u>2005</u> \$	<u>2004</u> \$
<u>ASSETS</u>			
Non-current assets			
Property and equipment	6	-	-
Current assets			
Cash and cash equivalents	7,8(d)	135,379,913	67,435,115
Advances to contractors and other receivables	3	<u>9,399,342</u>	<u>8,376,680</u>
		<u>144,779,255</u>	<u>75,811,795</u>
Total assets		<u>144,779,255</u>	<u>75,811,795</u>
<u>EQUITY AND LIABILITIES</u>			
Shareholders' equity			
Share capital			
Authorised, issued and fully paid			
1,000 shares of \$1.00 each		<u>1,000</u>	<u>1,000</u>
Current liabilities			
Net resources for project expenditure	4	94,791,691	16,866,488
Accounts payable	5	<u>49,986,564</u>	<u>58,944,307</u>
		<u>144,778,255</u>	<u>75,810,795</u>
Total equity and liabilities		<u>144,779,255</u>	<u>75,811,795</u>

The Notes on Statement IV form an integral part of the Financial Statements.

The financial statements on Statements II to IV were approved and authorised for issue by the Board of Directors on August 23, 2005 and are signed on its behalf by:

.....) Directors
)

JAMAICA SOCIAL INVESTMENT FUND LIMITED
STATEMENT OF CASH FLOWS
YEAR ENDED MARCH 31, 2005

	<u>Note</u>	<u>2005</u> \$	<u>2004</u> \$
CASH FLOWS FROM FINANCING ACTIVITIES			
Loans received		332,179,729	225,402,780
Grants received		14,809,237	27,794,000
GOJ subvention and miscellaneous funding		<u>273,678,744</u>	<u>136,934,886</u>
Net cash from financing activities		<u>620,667,710</u>	<u>390,131,666</u>
CASH FLOWS FROM INVESTING ACTIVITIES			
Changes in non-cash working capital			
Advances to contractors and other receivables		(1,022,662)	466,200
Accounts payable		(8,957,743)	24,156,901
Expenditure in JSIF projects		<u>(542,742,507)</u>	<u>(489,351,621)</u>
Net cash invested in JSIF Project		<u>(552,722,912)</u>	<u>(464,728,520)</u>
NET INCREASE (DECREASE) IN CASH AND CASH EQUIVALENTS		67,944,798	(74,596,854)
OPENING CASH AND CASH EQUIVALENTS		<u>67,435,115</u>	<u>142,031,969</u>
CLOSING CASH AND CASH EQUIVALENTS	7	<u>135,379,913</u>	<u>67,435,115</u>

The Notes on Statement IV form an integral part of the Financial Statements.

JAMAICA SOCIAL INVESTMENT FUND LIMITED

NOTES TO THE FINANCIAL STATEMENTS

YEAR ENDED MARCH 31, 2005

1 IDENTIFICATION

The company which was incorporated in Jamaica, is the vehicle used to carry out all the activities of the Jamaica Social Investment Fund (JSIF) project. The registered office of the company is 1C-1F Pawsey Road, Kingston.

The Jamaica Social Investment Fund (JSIF) is a temporary, autonomous Government of Jamaica (GOJ) sponsored project designed to address some of the most pressing socio-economic needs of the poorest. In order to achieve this, the JSIF mobilizes resources from the Government, donors and lending agencies.

The initial JSIF project was funded in its first six years, that is, up to March 31, 2003, by a series of grants and loans as follows:

- (a) Initial project preparation costs were funded under the Grant Agreement No. TF 029209 between the GOJ and the Government of Japan.

Other financing arrangements made to fund the project activities were:

- (b) Loan Agreement No. 4088 JM between the GOJ and International Bank for Reconstruction and Development (IBRD) dated October 2, 1996 to borrow US\$20 million.

Disbursement was completed in March 2002.

- (c) Loan Contract No. 1005/OC-JA between the GOJ and the Inter-American Development Bank (IDB) dated July 25, 1997 to finance up to US\$10 million.

The final disbursement was made in August 2002.

- (d) Grant Agreement No. TF024816 between the GOJ and the Government of Netherlands (GON), IBRD being the Administrator on behalf of the Netherlands Minister for Development Cooperation, dated March 26, 1997 for funds totalling US\$3 million (5,250,000 Netherlands Guilders (NLG)).

Disbursement was completed in August 2001.

- (e) Memorandum of Understanding between the GOJ, JSIF and the European Union dated December 12, 1996 for funds totalling \$91 million (US\$2.6 million). This sum forms a part of the GOJ counterpart funding referred to in (f) below.

JAMAICA SOCIAL INVESTMENT FUND LIMITED

NOTES TO THE FINANCIAL STATEMENTS

YEAR ENDED MARCH 31, 2005

1 IDENTIFICATION (Cont'd)

(f) Implementation Letter from GOJ and JSIF to IBRD dated October 2, 1996 confirming the availability of the minimum counterpart funding of US\$10 million.

(g) Loan Agreement No. 685P between the GOJ and the Organization for Petroleum Exporting Countries (OPEC) dated April 21, 1997 to borrow US\$2 million.

Disbursement was completed in February 2002.

(h) Arrangement between the GOJ and the Government of the United Kingdom of Great Britain and Northern Ireland dated May 16, 1997 to make available a technical cooperation grant through the Department for International Development (DFID), previously Overseas Development Administration (ODA) up to £476,000.

The grant expired in December 2001.

(i) Beneficiaries and sponsors of sub-projects were obligated to contribute a minimum of 5% of the estimated sub-project cost in the form of donated labour, local materials and project preparation and supervision services.

Continuing project activities is financed as follows:

(a) Loan Agreement No. 10/SFR-OR-JAM between the GOJ, JSIF and the Caribbean Development Bank (CDB) dated May 26, 2000 to finance up to US\$14.128 million.

Grant Agreement No. GA10/JAM between the JSIF and the Caribbean Development Bank dated May 26, 2000 for funds totalling US\$124,000.

(b) Grant Agreement No. 6349/JM between the GOJ and the Commission of the European Communities (EU) dated December 11, 2000 from the resources of the European Development Fund of EUR 6 million.

(c) Loan Agreement No. 7148-JM between the GOJ and IBRD dated October 31, 2002 to borrow US\$15 million.

(d) Grant Agreement No. GA19/JM between the GOJ, JSIF and the CDB dated June 16, 2003 for funds totalling US\$2,866,897 under the Basic Needs Trust Fund fifth programme (BNTF) jointly funded by the CDB and CIDA.

JAMAICA SOCIAL INVESTMENT FUND LIMITED

NOTES TO THE FINANCIAL STATEMENTS

YEAR ENDED MARCH 31, 2005

1 IDENTIFICATION (Cont'd)

The Jamaica Social Investment Fund is a project and the company is the corporate entity which implements the activities of the project. The company receives funding, enters into contracts and pays expenses with respect to the project. The company neither earns any income nor incurs expenditure on its own account.

These financial statements reflect the assets and liabilities relating to activities carried out on behalf of the project and do not reflect the receipts or expenditure of the project. Separate financial statements are prepared to show project funding sources and expenditures.

2 SIGNIFICANT ACCOUNTING POLICIES

(a) Basis of preparation

The company's financial statements have been prepared in accordance and comply with International Financial Reporting Standards (IFRS).

These financial statements have been prepared under the historical cost basis and are expressed in Jamaican dollars.

(b) Accounts receivable

These comprise amounts which are expected to be settled within a year of inception and are stated at their nominal value.

(c) Cash and cash equivalents

For the purposes of the cash flow statements, cash and bank deposits comprise cash at bank and in hand and bank deposits having an original maturity of three months or less.

(d) Accounts payable

These amounts are stated at their nominal value.

(e) Net resources for project expenditure

These represent the unused balances of loans, grants or other financing received which have not yet been utilized in the JSIF project at the reporting date and for which the company would therefore have an obligation to justify their use subsequently in project activities.

JAMAICA SOCIAL INVESTMENT FUND LIMITED

NOTES TO THE FINANCIAL STATEMENTS

YEAR ENDED MARCH 31, 2005

2 SIGNIFICANT ACCOUNTING POLICIES

(e) Net resources for project expenditure (Cont'd)

These are recognized at their nominal amount adjusted for advances disbursed and contractual claims against the funds.

(f) Foreign currencies

Transactions in foreign currencies have been converted to Jamaican dollars at the rates of exchange ruling at the dates of those transactions. Assets and liabilities denominated in foreign currencies are translated to Jamaican dollars at exchange rates current at balance sheet date. All exchange gains and losses arising in the financial period are credited to, or charged against, Government of Jamaica resources, in the financial statements of the Project.

(g) Financial instruments

Financial instruments include contracts that give rise to both financial assets and financial liabilities. Financial assets include cash bank deposits, advances and deposits receivable. Financial liabilities include project expenditure reimbursable to GOJ and other funding agencies, net resources for project expenditure and accounts payable.

(h) Use of estimates

The preparation of financial statements in conformity with IFRS requires management to make estimates and assumptions that affect the reported amounts of assets and liabilities and the disclosure of contingent liabilities at the date of the financial statements. Actual results could differ from the estimates and any adjustments that may be necessary would be reflected in the financial period in which actual results are known.

3 ADVANCES TO CONTRACTORS AND OTHER RECEIVABLES

	<u>2005</u>	<u>2004</u>
	\$	\$
Advances on sub-project contracts	8,070,255	7,538,620
Other advances	66,152	-
Security deposits	<u>1,262,935</u>	<u>838,060</u>
	<u>9,399,342</u>	<u>8,376,680</u>

The management considers that the carrying amount of accounts receivable approximates their fair value because of their short-term nature.

JAMAICA SOCIAL INVESTMENT FUND LIMITED

NOTES TO THE FINANCIAL STATEMENTS

YEAR ENDED MARCH 31, 2005

4	NET RESOURCES FOR PROJECT EXPENDITURE	<u>2005</u> \$	<u>2004</u> \$
	<i>Funds advanced (reimbursable) for project expenditure at March 31:</i>		
	International Bank for Reconstruction and Development	61,362,700	21,551,322
	Government of Jamaica	(27,455,576)	(73,250,084)
	Caribbean Development Bank (Loan)	34,131,652	36,216,971
	Commission of European Communities	4,672,408	8,359,460
	Caribbean Development Bank (grant)	<u>22,080,507</u>	<u>23,988,819</u>
		<u>94,791,691</u>	<u>16,866,488</u>
5	ACCOUNTS PAYABLE	<u>2005</u> \$	<u>2004</u> \$
	Contractors' claims	49,136,204	42,202,060
	Other payables	<u>850,360</u>	<u>16,742,247</u>
		<u>49,986,564</u>	<u>58,944,307</u>

The management considers that the carrying amount of accounts payable approximates their fair value because of their short-term nature.

6 **PROPERTY AND EQUIPMENT**

The property and equipment used by the company totalling a cost of \$38,822,997 (2004 - \$37,030,746), financed by funds received from the IBRD, IDB, EU, the Government of Japan and the GOJ have been accounted for as project expenditure and therefore are not reflected in these financial statements other than by way of this note.

JAMAICA SOCIAL INVESTMENT FUND LIMITED

NOTES TO THE FINANCIAL STATEMENTS

YEAR ENDED MARCH 31, 2005

7 CASH RESOURCES AVAILABLE

<u>Funding Agency</u>	<u>Available Cash Resources April 1, 2004</u> \$	<u>Funds Received During the Year Ended March 31, 2005</u> \$	<u>Project Outflows/Less Recoveries</u> \$'000	<u>Available Cash Resources March 31, 2005</u> \$'000
Government of Jamaica	3,641,491	273,678,744	(215,275,112)	62,045,123
EU	8,348,279	114,959,500	(118,646,552)	4,661,227
CDB (loan)	9,905,203	33,115,767	(20,504,639)	22,516,331
IBRD	21,551,322	184,104,462	(174,323,836)	31,331,948
CDB (grant)	<u>23,988,819</u>	<u>14,809,237</u>	<u>(23,972,772)</u>	<u>14,825,284</u>
	<u>67,435,114</u>	<u>620,667,710</u>	<u>(552,722,911)</u>	<u>135,379,913</u>

JAMAICA SOCIAL INVESTMENT FUND LIMITED

NOTES TO THE FINANCIAL STATEMENTS

YEAR ENDED MARCH 31, 2005

8 FINANCIAL INSTRUMENTS

(a) Fair value

Fair value amounts represent estimates of the consideration that would be currently agreed upon between knowledgeable, willing parties who are under no compulsion to act and is best evidenced by a quoted market price, if one exists.

The fair values of the company's financial assets and liabilities included in current assets and liabilities are assumed to approximate their carrying value, due to their short-term nature.

(b) Interest rate risk

Interest rate risk is the risk that the value of a financial instrument will fluctuate due to changes in market interest rates.

Interest bearing financial assets are primarily represented by bank deposits which are materially contracted at fixed interest rates for the duration of the term. At March 31, 2005, financial assets subject to interest aggregated to approximately \$46,159,121.

There are no interest bearing financial liabilities at March 31, 2005.

(c) Credit risk

Financial instruments contain an element of risk that the other obligators may be unable to meet the terms of agreements. Direct credit risk represents risk of loss resulting from the obligators' default in relation to assets on the balance sheet.

In respect of the bank deposits, the company minimizes this risk by seeking to limit its obligators to creditworthy entities.

Management policies require contractors for civil works to provide performance bonds and/or bank guarantees in respect of performance of these contracts. Procurement and selection procedures also evaluate the credit risk of potential contractors.

The maximum exposure to credit risk is represented by the carrying amount of each financial asset.

JAMAICA SOCIAL INVESTMENT FUND LIMITED

NOTES TO THE FINANCIAL STATEMENTS

YEAR ENDED MARCH 31, 2005

8 FINANCIAL INSTRUMENTS (Cont'd)

(d) Foreign currency risk

The company incurred foreign currency risk on transactions that are denominated in currencies other than Jamaican dollars.

The following foreign currency balances are included in these financial statements:

	<u>2005</u>	<u>2004</u>
Cash and cash equivalents	US\$1,123,175	US\$956,346

9 CONTINGENCIES AND COMMITMENTS

- (a) At March 31, 2005, outstanding claims against the company made by two contractors on JSIF Projects aggregated approximately \$4 million in respect of contract payments and interest thereon.

In respect of one claim for approximately \$3 million, the adjudicator awarded settlement of \$312,615 in January 2003 to the contractor and the amount was paid in February 2003. The contractor refused to accept payment and referred the matter to an arbitrator. However, after a preliminary hearing the attorney of the contractor did not deliver the points of claim on the required date.

In respect of the other claim for approximately \$1 million, subsequent to March 31, 2005, the Arbitrator scheduled the hearing for June 15 and 16, 2005.

- (b) At March 31, 2005, commitments in respect of contracts approved by the board but not yet executed amounted to approximately \$56 million.



9th Annual Report 2004-2005

Jamaica Social Investment Fund

Jamaica Social Investment Fund
1C-1F Pawsey Road, 2nd Floor
Kingston 5, Jamaica W.I.

Tel: (876) 926-6238, (876) 968-4545, (876) 906-2869
Toll Free: 1-888-991-2356 / 7
Fax: (876) 929-3784

E-mail: info@jsif.org
Website: www.jsif.org

Designed by: Chrysalis Communications •
www.chrysalis.com.jm